

8th October 2023

Knockhill - Clockwise



BSSC
BRITISH SPRINT

S.M.A.R.T.

Scottish Motorsports Automatic Race Timing

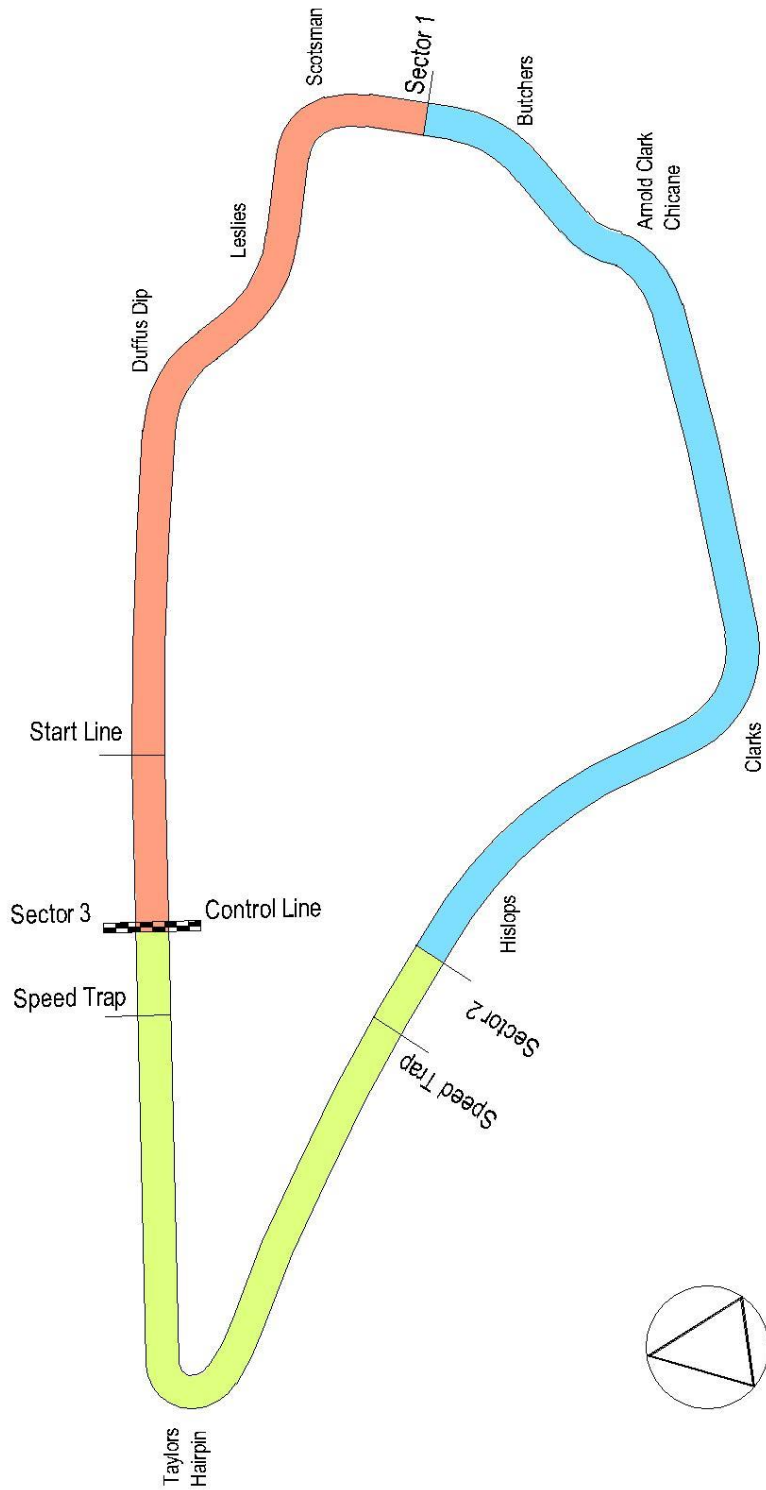

Ravenslea, Melrose Road, Galashiels, TD1 2AT

Telephone : 01896 – 750189

Scottish Motorsports Automatic Race Timing

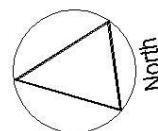
Circuit layout

Knockhill – Clockwise



Length
 0.433 Mile
 0.503 Mile
 0.334 Mile

Sector 1
 Sector 2
 Sector 3



SMRC Final fling
Sorted on best lap time

Scottish Mini Cooper Cup

Knockhill 1.267 miles

Paid Practice

08/10/2023 08:30

Practice (20:00 Time) started at 8:38:22

Pos	No.	Name	Make/Model	CC	Class	Laps	Best Tm	Diff	Best Speed	2nd Best
1	77	Ashleigh MORRIS	Mini Cooper R53	1600S	Gue	14	1:06.342		68.747	1:06.682
2	95	Craig BLAKE	Mini Cooper R53	1600S	R53	10	1:08.502	2.160	66.580	1:08.652
3	70	Oliver MORTIMER	Mini Cooper	1600	SM	15	1:12.405	6.063	62.991	1:12.800
4	25	Chad LITTLE	Mini Cooper	1600	SM	9	1:12.460	6.118	62.943	1:12.560
5	91	Robbie DALGLEISH	Mini Cooper	1600	SM	9	1:12.754	6.412	62.689	1:13.128
6	31	Broddy ORR	Ford Fiesta ST	2000	ST	12	1:12.968	6.626	62.505	1:14.005
7	24	Steven GRAY	Ford Fiesta ST	2000	ST	14	1:13.625	7.283	61.947	1:13.831
8	35	Andrew MACKIE	Ford Fiesta ST	2000	ST	13	1:13.630	7.288	61.943	1:14.170
9	22	Finn MACHE	Mini Cooper	1600	SM	12	1:13.953	7.611	61.672	1:14.115
10	21	Kieren PREEDY	Ford Fiesta ST	2000	STC	11	1:13.999	7.657	61.634	1:14.585
11	97	Jamie BLAKE	Mini Cooper R53	1600S	R53	3	1:14.416	8.074	61.288	2:57.240
12	5	Lorn MURRAY	Ford Fiesta ST	2000	STC	13	1:14.707	8.365	61.050	1:15.568
13	27	Martin WIJETUNGA	Mini Cooper	1600	SMN	10	1:15.220	8.878	60.633	1:15.389
14	65	Jack IRVINE	Mini Cooper	1600	SM	4	1:16.782	10.440	59.400	1:21.614
15	83	Sophie KINGHORN	Ford Fiesta ST	2000	STC	13	1:17.104	10.762	59.152	1:17.361
16	80	Ross FOSTER	Mini Cooper	1600	SMN	7	1:17.892	11.550	58.553	1:18.116
17	46	Blair DRYBURGH	Mini Cooper	1600	Gue	12	1:19.577	13.235	57.314	1:19.856
18	333	Ewan ROBERTSON	Mini Cooper	1600	SM	10	1:21.158	14.816	56.197	1:21.649
19	88	Barry HOLMES	Mini Cooper	1600	SM	3	1:23.189	16.847	54.825	1:34.712
20	19	Jack BARNET	Mini Cooper	1600	SMN	3	1:24.642	18.300	53.884	1:27.006
21	61	Peter CRUICKSHANK	Ford Fiesta ST	2000	ST	8	1:26.169	19.827	52.929	1:30.429

Clerk of the Course

Orbits

Sig : Time :

Chief Timekeeper : Ian Sharp (SMART Timing)

 Results available at www.smart-timing.co.uk and www.speedhive.com

Printed: 08/10/2023 09:11:33


 motor
sport
UK

**RACE
WITH
RESPECT**

SMRC Final fling

Scottish Mini Cooper Cup

Knockhill 1.267 miles

Paid Practice

08/10/2023 08:30

Practice (20:00 Time) started at 8:38:22

Lap	Time of Day	Lap Tm	S1	S2	S3	SFSpd	S2Spd	Lap	Time of Day	Lap Tm	S1	S2	S3	SFSpd	S2Spd
(77) Ashleigh MORRIS															
1	8:40:52.607				1:00.368	63.1	1.8	6	9:00:39.050	1:15.168	24.728	29.441	20.999	77.0	81.7
2	8:42:12.933	1:20.326	27.800	1:21.750	23.292	81.6	83.9	7	9:01:55.431	1:16.381	25.871	29.493	21.017	76.2	82.4
3	8:43:33.004	1:20.071	25.344	29.461	25.266	84.2	53.3	8	9:03:09.570	1:14.139	24.194	28.864	21.081	76.7	83.3
4	8:44:51.885	1:18.881	26.785	31.476	20.620	86.4	87.5	9	9:04:25.279	1:15.709	25.360	29.027	21.322	75.7	82.6
5	8:49:41.834	3:30.785		4:05.077	21.483	83.4	72.7	10	9:05:38.247	1:12.968	23.691	28.573	20.704	76.4	83.7
6	8:58:52.421	7:51.572		28.069	8:17.438	85.3	88.9	11	9:06:52.252	1:14.005	23.681	29.340	20.984	76.1	82.3
7	9:00:01.147	1:08.726	22.391	26.770	19.565	86.3	90.3	12	9:08:18.343	1:26.091	24.390	35.957	25.744	26.3	74.5
8	9:01:10.614	1:09.467	22.002	25.667	21.798	87.4	91.9	(24) Steven GRAY							
9	9:02:21.426	1:10.812	22.229	27.010	21.573	82.7	79.7	1	8:40:18.772				57.504	62.1	2.0
10	9:03:28.108	1:06.682	21.972	25.584	19.126	83.9	95.7	2	8:41:40.851	1:22.079		52.488	54.020	73.0	2.1
11	9:04:38.923	1:10.815	23.651	28.123	19.041	86.4	91.3	3	8:43:01.185	1:20.334	1:48.887	30.990	22.536	74.6	79.6
12	9:05:45.265	1:06.342	21.712	25.773	18.857	87.7	94.8	4	8:44:19.214	1:18.029	25.818	30.249	21.962	74.7	83.2
13	9:06:54.776	1:09.511	22.653	27.036	19.822	86.4	93.1	5	8:49:35.838	3:46.722		30.174	4:20.822	75.0	83.3
14	9:08:05.698	1:10.922	24.564	27.015	19.343	86.5	92.3	6	8:50:57.949	1:22.111	25.053	29.312	27.746	23.3	81.4
(95) Craig BLAKE															
1	8:43:08.858			28.573	22.099	74.7	78.5	7	8:58:54.616	7:56.667	7:03.619	31.105	21.943	77.0	76.5
2	8:44:37.266	1:28.408	29.782	31.161	27.465	27.4	72.8	8	9:00:10.183	1:15.567	24.758		21.943	76.8	
3	8:49:40.753	2:57.021		3:49.018	21.176	79.6	80.7	9	9:01:24.839	1:14.656	24.311	1:44.366	21.099	76.5	82.7
4	8:50:59.340	1:18.587	23.997	27.774	26.816	21.9	90.3	10	9:02:38.670	1:13.831	24.259			77.1	
5	8:58:50.502	7:51.162	7:03.428	27.495	20.239	81.2	89.0	11	9:03:52.295	1:13.625	23.854			77.2	
6	8:59:59.004	1:08.502	22.584	26.253	19.665	82.8	89.5	12	9:05:07.451	1:15.156	24.437	2:56.303	22.050	76.8	85.5
7	9:01:10.020	1:11.016	22.361	26.322	22.333	83.2	89.6	13	9:06:22.213	1:14.762	24.021	29.138	21.603	76.3	81.0
8	9:02:18.980	1:08.960	22.122	27.132	19.706	81.3	86.6	14	9:07:47.200	1:24.987	27.428	31.241	26.318	24.6	79.6
9	9:03:27.632	1:08.652	22.819	26.287	19.546	81.6	89.5	(35) Andrew MACKIE							
10	9:04:43.415	1:15.783	23.548	28.237	23.998	31.3	71.7	1	8:40:16.459				56.935	69.4	2.0
(70) Oliver MORTIMER															
1	8:40:05.189				54.515	69.2	2.1	2	8:41:38.619	1:22.160		50.990	54.724	68.1	2.0
2	8:41:23.629	1:18.440		48.492	52.975	70.5	2.1	3	8:42:58.859	1:20.240	1:48.860	30.952	22.588	71.0	78.0
3	8:42:39.838	1:16.209	1:43.545	29.389	21.715	70.9	78.0	4	8:44:16.945	1:18.086	25.921	30.394	21.771	75.1	80.9
4	8:43:56.525	1:16.687	25.454	29.429	21.804	70.6	74.5	5	8:50:23.815	4:36.879		30.326	5:11.545	74.2	80.9
5	8:45:12.063	1:15.538	24.652	29.274	21.612	70.9	76.4	6	8:59:28.932	7:30.111		8:15.383	23.737	75.6	79.9
6	8:49:52.398	3:01.281	3:47.425	31.126	21.784	71.5	77.9	7	9:00:45.363	1:16.431	25.148			75.6	
7	8:59:07.642	7:44.848		29.744	8:21.263	72.0	78.6	8	9:02:00.883	1:15.520	24.675	1:45.400	21.403	76.7	78.8
8	9:00:25.719	1:18.077	24.492	29.220	24.365	60.2	79.0	9	9:03:15.053	1:14.170	24.006	29.054	21.110	76.1	81.2
9	9:01:40.740	1:15.021	24.705	28.507	21.809	73.1	77.7	10	9:04:29.712	1:14.659	24.243	29.288	21.128	76.1	80.5
10	9:02:54.439	1:13.699	24.201	28.270	21.228	73.5	79.4	11	9:05:43.342	1:13.630	23.830			77.3	
11	9:04:08.006	1:13.567	24.264	28.142	21.161	71.1	79.5	12	9:07:00.837	1:17.495	24.048	1:45.675	21.620	75.7	79.4
12	9:05:20.411	1:12.405	23.789	27.822	20.794	73.6	78.7	13	9:08:26.880	1:26.043	25.066			26.7	
13	9:06:33.211	1:12.800	23.504	28.174	21.122	73.1	79.1	(22) Finn MACHE							
14	9:07:48.800	1:15.589	24.533	29.045	22.011	71.9	77.1	1	8:43:37.971			32.765	23.113	71.2	74.3
15	9:09:05.728	1:16.928	25.634	29.553	21.741	71.5	77.2	2	8:45:00.536	1:22.565	27.432	31.606	23.527	72.2	76.2
(25) Chad LITTLE															
1	8:40:38.448				1:01.263	23.0	2.1	3	8:49:56.444	3:14.268		4:05.454	22.438	71.7	73.8
2	8:59:13.032	7:35.833		29.672	8:12.693	71.3	75.7	4	8:59:08.594	7:41.093		29.598	8:14.706	72.6	78.5
3	9:00:29.156	1:16.124	24.885	29.657	21.582	72.5	76.9	5	9:00:23.762	1:15.168	24.756	28.981	21.431	72.3	78.8
4	9:01:42.577	1:13.421	24.203	28.075	21.143	73.2	80.1	6	9:01:39.347	1:15.585	24.859	29.573	21.153	73.3	77.4
5	9:02:55.881	1:13.304	23.849	28.398	21.057	73.8	78.9	7	9:02:53.868	1:14.521	24.322	28.856	21.343	72.5	77.3
6	9:04:09.360	1:13.479	23.993	28.348	21.138	72.9	80.0	8	9:04:07.983	1:14.115	24.119	28.577	21.419	73.2	77.8
7	9:05:21.820	1:12.460	24.039	27.727	20.694	73.9	81.3	9	9:05:22.673	1:14.690	24.184	28.523	21.983	74.2	73.7
8	9:06:34.380	1:12.560	23.703	27.940	20.917	73.2	79.9	10	9:06:36.626	1:13.953	24.293	28.469	21.191	73.0	79.3
9	9:07:55.052	1:20.672	24.421	29.076	27.175	27.0	77.6	11	9:07:51.692	1:15.066	24.532	29.271	21.263	72.7	77.9
(91) Robbie DALGLEISH															
1	8:49:51.838			31.419	21.577	71.2	76.3	12	9:09:07.537	1:15.845	24.212	30.325	21.308	72.5	78.6
2	8:59:05.118	7:46.216		29.664	8:19.628	71.3	77.6	(21) Kieren PREEDY							
3	9:00:19.436	1:14.318	23.986	28.711	21.621	69.8	78.4	1	8:40:28.729				1:10.164	52.6	1.6
4	9:01:33.149	1:13.713	24.080	28.456	21.177	71.9	79.0	2	8:41:59.894	1:31.165	30.648	1:34.613	25.188	70.3	64.0
5	9:02:46.528	1:13.379	23.948	28.128	21.303	71.8	78.4	3	8:43:36.465	1:36.571	30.645	38.058	27.868	71.8	60.0
6	9:03:59.656	1:13.128	23.842	28.001	21.285	72.4	78.8	4	8:45:07.074	1:30.609	28.340	32.787	29.482	20.4	74.0
7	9:05:12.410	1:12.754	23.503	28.109	21.142	72.5	78.5	5	8:59:11.045	7:55.527		33.541	8:39.408	77.4	80.2
8	9:06:27.600	1:15.190	23.910	29.989	21.291	72.3	77.8	6	9:00:35.319	1:24.274	25.965	36.068	22.241	75.9	80.9
9	9:07:51.615	1:24.015	25.802	31.579	26.634	30.1	71.4	7	9:01:56.004	1:20.685	25.890	29.678	25.117	62.7	81.7
(31) Broddy ORR															
1	8:42:06.449			30.579	22.285	73.7	80.0	8	9:03:12.613	1:16.609	25.579	29.535	21.495	78.2	84.1
2	8:43:30.430	1:23.981	25.891	34.282	23.808	75.4	67.4	9	9:04:27.198	1:14.585	24.484	28.983	21.118	76.5	84.3
3	8:44:51.838	1:21.408	28.583	31.099	21.726	70.9	80.4	10	9:05:41.197	1:13.999	24.260	<			

SMRC Final fling

Scottish Mini Cooper Cup

Knockhill 1.267 miles

Paid Practice

08/10/2023 08:30

Practice (20:00 Time) started at 8:38:22

Lap	Time of Day	Lap Tm	S1	S2	S3	SFSpd	S2Spd	Lap	Time of Day	Lap Tm	S1	S2	S3	SFSpd	S2Spd
3	8:43:02.998	1:17.821	1:45.434	30.250	22.036	75.2	82.2	6	9:01:01.624	1:21.649	27.281	30.915	23.453	71.9	76.5
4	8:44:20.887	1:17.889	25.842	29.849	22.198	77.0	81.4	7	9:02:23.783	1:22.159	27.423	30.954	23.782	71.9	70.3
5	8:49:39.116	3:46.483		30.203	4:22.351	75.6	82.3	8	9:03:45.939	1:22.156	27.699	31.027	23.430	71.0	77.0
6	8:59:06.695	7:53.818		31.458	8:30.695	76.3	58.2	9	9:05:07.097	1:21.158	27.241	30.808	23.109	71.6	77.1
7	9:00:22.263	1:15.568	24.528	29.471	21.569	76.6	82.8	10	9:06:38.541	1:31.444	27.244	33.539	30.661	21.8	66.9
8	9:01:38.225	1:15.962	24.662	29.608	21.692	75.8	81.6	(88) Barry HOLMES							
9	9:02:58.192	1:19.967	24.185	33.799	21.983	76.9	78.0	1	8:40:42.647				58.753	68.6	1.9
10	9:04:12.899	1:14.707	24.277	29.531	20.899	76.8	82.7	2	8:42:05.836	1:23.189	28.180	1:23.509	23.600	69.4	77.0
11	9:05:29.811	1:16.912	24.054	31.349	21.509	76.0	83.2	3	8:43:40.548	1:34.712	28.778	32.501	33.433	22.5	59.0
12	9:06:45.466	1:15.655	24.569	29.489	21.597	75.3	81.7	(19) Jack BARNET							
13	9:08:09.832	1:24.366	27.613	31.496	25.257	32.1	79.2	1	8:40:34.642				56.280	67.9	2.0
(27) Martin WIJETUNGA								2	8:41:59.284	1:24.642	26.825	1:23.925	25.190	68.3	63.6
1	8:44:09.791			34.834	23.909	70.5	76.2	3	8:43:26.290	1:27.006	30.470	34.087	22.449	69.8	77.6
2	8:50:03.899	4:24.545		30.448	4:53.005	71.2	79.2	(61) Peter CRUICKSHANK							
3	8:59:16.565	7:34.618		8:23.516	22.890	71.7	77.3	1	8:40:26.157				1:02.228	57.5	1.9
4	9:00:34.330	1:17.765	25.172	30.196	22.397	72.2	77.9	2	8:41:59.165	1:33.008		1:34.490	25.656	58.8	65.8
5	9:01:51.830	1:17.500	25.352	30.120	22.028	72.1	77.6	3	8:43:33.746	1:34.581	2:05.887	34.409	27.293	62.7	65.0
6	9:03:09.044	1:17.214	25.219	30.170	21.825	71.5	78.1	4	8:44:59.915	1:26.169	29.552	33.135	23.482	73.1	75.4
7	9:04:24.809	1:15.765	25.214	29.011	21.540	71.8	78.9	5	8:49:59.520	3:12.009		4:02.387	25.651	66.2	68.1
8	9:05:40.198	1:15.389	25.172	28.959	21.258	72.5	79.0	6	8:59:33.338	7:48.002		8:34.756	29.103	28.5	70.2
9	9:06:55.418	1:15.220	23.912	29.822	21.486	72.3	78.5	7	9:01:10.567	1:37.229	42.246	31.285	23.698	73.7	78.4
10	9:08:14.907	1:19.489	25.561	30.342	23.586	33.2	76.4	8	9:02:40.996	1:30.429	27.368	31.682	31.379	25.2	65.9
(65) Jack IRVINE								(83) Sophie KINGHORN							
1	8:40:30.089				57.445	68.6	2.0	1	8:40:11.002				56.858	68.2	2.0
2	8:41:51.703	1:21.614		1:24.326	22.097	71.5	77.1	2	8:41:33.595	1:22.593		51.506	55.476	71.5	2.0
3	8:43:08.485	1:16.782	1:46.105	29.988	22.303	71.1	78.3	3	8:42:53.276	1:19.681	1:49.049	31.338	21.887	75.1	82.3
4	8:44:30.953	1:22.468	25.654	30.802	26.012	30.0	74.8	4	8:44:10.637	1:17.361	24.858	30.432	22.071	75.8	83.6
(80) Ross FOSTER								(83) Sophie KINGHORN							
1	8:59:38.391			32.679	24.320	70.8	75.0	5	8:50:25.813	4:50.817		29.771	5:18.483	76.8	82.3
2	9:01:00.438	1:22.047	26.912	31.606	23.529	71.1	72.2	6	8:59:30.535	7:29.886		8:17.130	21.876	75.4	81.9
3	9:02:22.252	1:21.814	26.657	31.558	23.599	68.9	72.7	7	9:00:48.744	1:18.209	25.544	30.233	22.432	73.8	81.4
4	9:03:42.735	1:20.483	27.153	30.655	22.675	71.2	76.7	8	9:02:06.138	1:17.394	25.394	30.192	21.808	75.9	82.0
5	9:05:00.851	1:18.116	25.066	30.394	22.656	71.7	77.4	9	9:03:25.061	1:18.923	26.659	30.453	21.811	75.3	82.0
6	9:06:18.743	1:17.892	25.011	30.579	22.302	71.9	75.5	10	9:04:43.681	1:18.620	25.673	30.631	22.316	75.6	82.2
7	9:08:36.892	2:18.149	1:21.665	31.495	24.989	31.2	76.0	11	9:06:02.108	1:18.427	26.442	30.317	21.668	75.3	82.7
(46) Blair DRYBURGH								(80) Ross FOSTER							
1	8:40:27.715				1:02.508			1	8:59:38.391				32.679	24.320	70.8
2	8:41:57.392	1:29.677				64.5		2	9:01:00.438	1:22.047	26.912	31.606	23.529	71.1	72.2
3	8:43:37.849	1:40.457	2:01.543			22.0		3	9:02:22.252	1:21.814	26.657	31.558	23.599	68.9	72.7
4	8:50:45.443	7:07.594	6:09.687					4	9:03:42.735	1:20.483	27.153	30.655	22.675	71.2	76.7
5	8:59:37.723	6:48.802						5	9:05:00.851	1:18.116	25.066	30.394	22.656	71.7	77.4
6	9:00:59.910	1:22.187						6	9:06:18.743	1:17.892	25.011	30.579	22.302	71.9	75.5
7	9:02:21.544	1:21.634						7	9:08:36.892	2:18.149	1:21.665	31.495	24.989	31.2	76.0
8	9:03:43.748	1:22.204						(46) Blair DRYBURGH							
9	9:05:03.325	1:19.577						1	8:40:27.715				1:02.508		
10	9:06:23.181	1:19.856						2	8:41:57.392	1:29.677				64.5	
11	9:07:47.682	1:24.501						3	8:43:37.849	1:40.457	2:01.543			22.0	
12	9:09:10.324	1:22.642						4	8:50:45.443	7:07.594	6:09.687				
(333) Ewan ROBERTSON								(80) Ross FOSTER							
1	8:41:56.545				25.103	63.9	70.8	5	8:59:39.975	7:50.808		8:40.363	24.831	71.0	70.0
2	8:43:28.798	1:32.253	31.956	35.865	24.432	68.1	68.9	(333) Ewan ROBERTSON							
3	8:44:55.955	1:27.157	29.784	33.138	24.235	69.3	74.6	1	8:41:56.545				25.103	63.9	70.8
4	8:50:04.538	3:29.351		4:12.320	25.540	63.5	75.4	2	8:43:28.798	1:32.253	31.956	35.865	24.432	68.1	68.9

Clerk of the Course

Orbits

Sig : _____ Time : _____
 Chief Timekeeper : Ian Sharp (SMART Timing)
 Results available at www.smart-timing.co.uk and www.speedhive.com





Bulletin No. _____

SMRC Final fling**Sorted on best lap time**

Scottish Classic Sports and Saloon Champ

Knockhill 1.267 miles

Paid Practice

08/10/2023 08:55

Practice (20:00 Time) started at 9:13:06

Pos	No.	Name	Make/Model	CC	Class	Laps	Best Tm	Diff	Best Speed	2nd Best
1	684	Ralph STURROCK	Citroen C1	1000	C1N	16	1:15.023		60.793	1:15.426
2	24	Ayden WILSON	Citroen C1	1000	C1N	15	1:16.640	1.617	59.510	1:17.113
3	99	Dan MARTIN	Citroen C1	1000	C1	14	1:17.000	1.977	59.232	1:17.149
4	89	Ross DUNN	Citroen C1	1000	C1	14	1:17.968	2.945	58.496	1:18.008
5	529	James HITCHEN	Citroen C1	1000	C1N	15	1:18.025	3.002	58.454	1:18.666
6	61	Ian COCHRANE	Citroen C1	1000	C1	15	1:20.708	5.685	56.510	1:21.270
7	77	James McCracken	Citroen C1	1000	C1	13	1:20.823	5.800	56.430	1:21.223
8	55	Colin CALDER	Ginetta G4	1600	CG	8	1:23.149	8.126	54.851	1:23.622
9	21	Jimmy CROW	Scimitar Coupe GT	3000	CD	10	1:26.420	11.397	52.775	1:27.162
10	311	Stephen SADLER	Peugeot 205 GTi	1600	CC	4	1:34.023	19.000	48.508	1:42.657

Clerk of the Course

Orbits

Sig : Time :

Chief Timekeeper : Ian Sharp (SMART Timing)

Results available at www.smart-timing.co.uk and www.speedhive.com

Printed: 08/10/2023 09:36:49

motor
sport
UK**RACE
WITH
RESPECT**



SMRC Final fling

Scottish Classic Sports and Saloon Champ

Knockhill 1.267 miles

Paid Practice

08/10/2023 08:55

Practice (20:00 Time) started at 9:13:06

Lap	Time of Day	Lap Tm	S1	S2	S3	SFSpd	S2Spd
(684) Ralph STURROCK							
1	9:14:36.786			33.482	23.637	62.9	67.1
2	9:15:54.634	1:17.848	25.634	29.182	23.032	63.5	69.3
3	9:17:12.047	1:17.413	24.913	29.720	22.780	63.7	69.4
4	9:18:27.578	1:15.531	24.566	28.298	22.667	64.0	70.0
5	9:19:44.100	1:16.522	24.460	29.297	22.765	63.8	69.1
6	9:21:00.089	1:15.989	24.393	29.064	22.532	63.9	69.8
7	9:22:17.488	1:17.399	25.902	28.902	22.595	63.5	70.6
8	9:23:38.404	1:20.916	24.547	31.293	25.076	62.8	70.4
9	9:24:59.088	1:20.684	25.335	32.702	22.647	63.5	70.1
10	9:26:14.848	1:15.760	24.429	28.771	22.560	63.9	70.3
11	9:27:30.274	1:15.426	24.290	28.622	22.514	64.2	70.4
12	9:28:45.297	1:15.023	24.239	28.312	22.472	64.3	70.9
13	9:30:02.776	1:17.479	24.955	29.904	22.620	63.9	69.2
14	9:31:18.979	1:16.203	24.446	29.165	22.592	63.9	69.5
15	9:32:34.917	1:15.938	24.363	28.883	22.692	63.8	70.6
16	9:33:50.877	1:15.960	24.267	29.158	22.535	64.1	70.5

(24) Ayden WILSON							
1	9:14:52.547			33.217	24.402	61.2	66.2
2	9:16:20.222	1:27.675	26.423	36.113	25.139	62.6	52.0
3	9:17:40.859	1:20.637	25.137	30.650	24.850	62.5	65.7
4	9:19:05.298	1:24.439	27.712	33.333	23.394	62.8	68.5
5	9:20:25.654	1:20.356	26.876	30.239	23.241	62.7	68.5
6	9:21:46.460	1:20.806	24.798	32.439	23.569	62.5	67.4
7	9:23:07.148	1:20.688	27.177	30.247	23.264	62.5	68.5
8	9:24:25.637	1:18.489	25.892	29.573	23.024	62.5	69.0
9	9:25:47.018	1:21.381	26.732	31.145	23.504	62.4	69.5
10	9:27:04.752	1:17.734	25.081	29.773	22.880	62.7	69.0
11	9:28:21.920	1:17.168	24.522	29.442	23.204	62.6	69.7
12	9:29:39.869	1:17.949	24.760	29.564	23.625	62.3	68.8
13	9:30:56.982	1:17.113	24.599	29.529	22.985	62.5	68.9
14	9:32:17.028	1:20.046	27.065	29.961	23.020	62.7	69.1
15	9:33:33.668	1:16.640	24.267	29.441	22.932	62.3	68.1

(99) Dan MARTIN							
1	9:14:55.616			32.849	24.237	62.7	67.0
2	9:16:16.031	1:20.415	25.472	31.382	23.561	62.5	68.7
3	9:17:37.949	1:21.918	26.206	31.794	23.918	62.3	69.2
4	9:18:57.083	1:19.134	25.763	30.164	23.207	63.4	70.0
5	9:20:17.740	1:20.657	27.598	29.950	23.109	63.5	70.6
6	9:21:35.626	1:17.886	25.604	29.042	23.240	61.7	71.7
7	9:22:54.436	1:18.810	26.521	29.363	22.926	63.8	71.1
8	9:24:12.951	1:18.515	25.919	29.386	23.210	63.0	71.2
9	9:25:31.505	1:18.554	25.779	29.511	23.264	63.1	70.3
10	9:26:49.217	1:17.712	25.054	29.395	23.263	63.1	70.3
11	9:28:06.555	1:17.338	25.243	29.112	22.983	63.2	70.0
12	9:29:23.704	1:17.149	25.236	29.092	22.821	63.2	70.3
13	9:30:40.704	1:17.000	24.996	29.140	22.864	63.0	70.1
14	9:32:18.926	1:38.222	30.434	36.684	31.104	21.8	59.1

(89) Ross DUNN							
1	9:15:09.943			34.528	26.351	61.1	60.3
2	9:16:32.113	1:22.170	26.117	31.977	24.076	62.1	66.8
3	9:17:57.719	1:25.606	26.776	34.369	24.461	62.3	68.0
4	9:19:26.809	1:29.090	27.570	37.927	23.593	63.1	68.7
5	9:21:11.357	1:44.548	26.184	54.325	24.039	62.7	66.2
6	9:22:32.195	1:20.838	27.071	30.379	23.388	62.4	68.8
7	9:24:01.704	1:29.509	25.665	39.888	23.956	62.7	63.7
8	9:25:20.778	1:19.074	25.821	30.016	23.237	62.6	68.9
9	9:26:39.112	1:18.334	25.195	30.000	23.139	62.8	69.3
10	9:27:57.913	1:18.801	25.171	30.230	23.400	63.0	68.9
11	9:29:15.921	1:18.008	25.126	29.881	23.001	63.1	68.5
12	9:30:33.889	1:17.968	25.223	29.597	23.148	62.8	69.0
13	9:32:18.734	1:44.845	42.941	38.739	23.165	62.5	69.8
14	9:33:38.786	1:20.052	25.345	31.299	23.408	63.2	65.9

(529) James HITCHEN							
1	9:14:42.737			33.109	24.141	61.5	67.4
2	9:16:03.845	1:21.108	27.207	30.306	23.595	62.1	68.4
3	9:17:27.784	1:23.939	26.351	33.773	23.815	62.5	68.2
4	9:18:47.626	1:19.842	26.137	30.097	23.608	62.3	69.1
5	9:20:16.109	1:28.483	35.315	30.045	23.123	62.7	69.4

Lap	Time of Day	Lap Tm	S1	S2	S3	SFSpd	S2Spd
6	9:21:34.775	1:18.666	25.838	29.858	22.970	63.0	69.7
7	9:22:53.497	1:18.722	26.150	29.604	22.968	62.7	69.5
8	9:24:13.345	1:19.848	25.749	30.166	23.933	63.5	68.8
9	9:25:32.287	1:18.942	25.975	30.043	22.924	63.5	70.6
10	9:26:51.285	1:18.998	25.239	30.360	23.399	63.1	66.7
11	9:28:09.310	1:18.025	25.072	29.909	23.044	62.7	70.0
12	9:29:28.379	1:19.069	25.181	30.499	23.389	63.1	68.6
13	9:30:47.536	1:19.157	25.470	30.290	23.397	62.5	69.0
14	9:32:07.864	1:20.328	26.942	30.170	23.216	62.5	69.4
15	9:33:32.600	1:24.736	25.405	30.050	29.281	22.5	69.7

(61) Ian COCHRANE							
1	9:14:46.863			36.179	26.149	56.6	59.6
2	9:16:12.913	1:26.050	27.952	32.370	25.728	58.7	65.0
3	9:17:41.821	1:28.908	27.406	35.205	26.297	60.3	54.2
4	9:19:08.563	1:26.742	27.956	33.784	25.002	59.1	65.9
5	9:20:31.432	1:22.869	26.910	31.544	24.415	59.5	65.7
6	9:21:53.608	1:22.176	26.697	31.284	24.195	59.3	67.3
7	9:23:15.816	1:22.208	27.322	31.138	23.748	59.7	67.1
8	9:24:37.894	1:22.078	26.622	31.048	24.408	59.3	66.7
9	9:25:59.395	1:21.501	26.502	30.810	24.189	59.2	67.0
10	9:27:21.271	1:21.876	27.287	30.797	23.792	59.2	67.2
11	9:28:43.730	1:22.459	26.382	32.042	24.035	59.4	65.1
12	9:30:05.175	1:21.445	26.291	31.407	23.747	59.3	66.2
13	9:31:26.643	1:21.468	26.095	31.397	23.976	59.0	66.1
14	9:32:47.913	1:21.270	26.471	30.989	23.810	59.8	66.4
15	9:34:08.621	1:20.708	26.135	30.872	23.701	59.0	66.6

(77) James McCracken							
1	9:14:55.310			32.844	24.746	60.0	66.8
2	9:16:18.536	1:23.226	27.590	31.496	24.140	62.0	64.2
3	9:17:40.229	1:21.693	26.278	30.862	24.553	61.2	67.2
4	9:19:02.287	1:22.058	26.979	31.241	23.838	62.0	67.0
5	9:20:23.110	1:20.323	26.784	30.468	23.571	61.9	68.2
6	9:22:02.575	1:29.465	25.817	50.144	23.504	62.5	68.7
7	9:23:28.685	1:26.110	26.908	31.262	27.940	19.1	68.2
8	9:27:25.042	3:56.357	2:59.991	32.531	23.835	62.1	66.5
9	9:28:47.205	1:22.163	26.074	32.203	23.886	62.3	66.4
10	9:30:08.657	1:21.452	26.124	31.672	23.656	62.0	67.7
11	9:31:30.136	1:21.479	25.962	31.744	23.773	62.1	67.3
12	9:32:51.359	1:21.223	25.984	31.524	23.715	62.3	67.4
13	9:34:17.037	1:25.678	25.709	31.314	28.655	23.8	63.0

(55) Colin CALDER							
1	9:15:05.509			35.069	24.306	77.4	72.5
2	9:16:29.131	1:23.622	28.295	32.578	22.749	77.9	81.4
3	9:17:55.776	1:26.645	29.318	33.955	23.372	73.8	77.0
4	9:19:21.409	1:25.633	28.894	33.190	23.549	72.2	73.8
5	9:20:44						

SMRC Final fling

Scottish Mini Cooper Cup

Knockhill 1.267 miles

Race 1 - 1st Race

08/10/2023 11:30

Race (12 Laps)

POLE POSITION

2
14 Rich FLETT

4
77 Ashleigh MORRIS

6

8

10
65 Jack IRVINE

12
23 Ian MUNRO

14
22 Finn MACHE

16
88 Barry HOLMES

18
18 Daniel PATTERSON

20
19 Jack BARNET

1
97 Jamie BLAKE

3
95 Craig BLAKE

5

7

9
70 Oliver MORTIMER

11
25 Chad LITTLE

13
91 Robbie DALGLEISH

15
27 Martin WIJETUNGA

17
80 Ross FOSTER

19
333 Ewan ROBERTSON

1

2

3

4

5

6

7

8

9

10

Clerk of the Course

Orbits

Sig : Time :

Chief Timekeeper : Ian Sharp (SMART Timing)

 Results available at www.smart-timing.co.uk and www.speedhive.com

Printed: 08/10/2023 11:38:27






Bulletin No. _____

SMRC Final fling

Scottish Mini Cooper Cup	Knockhill 1.267 miles
Race 1 - 1st Race	08/10/2023 11:30
Race (12 Laps)	



21
46 Blair DRYBURGH

11

Clerk of the Course Orbits

Sig : Time :
 Chief Timekeeper : Ian Sharp (SMART Timing)
 Results available at www.smart-timing.co.uk and www.speedhive.com

Printed: 08/10/2023 11:38:27



SMRC Final fling

Scottish Fiesta ST Cup

Knockhill 1.267 miles

Race 2 - 1st Race

08/10/2023 11:55

Race (12 Laps)

POLE POSITION

2	62 Liam McGILL
4	31 Broddy ORR
6	35 Andrew MACKIE
8	88 John SHERIDAN
10	83 Sophie KINGHORN
12	7 Stuart MURRAY

1	24 Steven GRAY
3	147 Gerry HENDRY
5	68 Arran WARD
7	5 Lorn MURRAY
9	21 Kieren PREEDY
11	61 Peter CRUICKSHANK
13	23 Lucy HALES-MAVER

1
2
3
4
5
6
7

Clerk of the Course

Orbits

Sig : Time :
Chief Timekeeper : Ian Sharp (SMART Timing)
Results available at www.smart-timing.co.uk and www.speedhive.com

Printed: 08/10/2023 11:55:47

motor
sport
UK



Bulletin No. _____

SMRC Final fling

Scottish Classic Sports and Saloon Champ

Knockhill 1.267 miles

Race 3 - 1st Race

08/10/2023 13:25

Race (12 Laps)

POLE POSITION

2	78 Andrew GRAHAM
4	51 Barry EASTAUGH
6	27 Mario FERRARI
8	40 Ian MORTON
10	64 Adam KINMOND
12	5 Michael LONGSTAFFE
14	21 Jimmy CROW
16	67 Richard COOPER
18	62 Andrew KINMOND
20	65 Paul GREEN

1	13 Alastair BAPTIE
3	4 Charlie COPE
5	15 Ewan ANDERSON
7	11 Iain MITCHELL
9	71 Paul BOWERS
11	69 Niki DICKSON
13	91 Craig HOUSTON
15	63 John KINMOND
17	55 Colin CALDER
19	311 Stephen SADLER

1
2
3
4
5
6
7
8
9
10

Clerk of the Course

Orbits

Sig : Time :
Chief Timekeeper : Ian Sharp (SMART Timing)
Results available at www.smart-timing.co.uk and www.speedhive.com



Printed: 08/10/2023 11:50:12



Bulletin No. _____

SMRC Final fling

Scottish C1 Cup

Knockhill 1.267 miles

Race 4 - 1st Race

08/10/2023 13:50

Race (10 Laps)

POLE POSITION

2
99 Dan MARTIN

4
24 Ayden WILSON

6
529 James HITCHEN

8
89 Ross DUNN

10
470 Katrina GRAY

12
6 Kenneth DOCK

14
61 Ian COCHRANE

1
1 Sam CORSON

3
684 Ralph STURROCK

5
51 Murray SCOTT

7
117 Marc NISBET

9
110 Calum CONWAY

11
460 John PROCTOR

13
77 James McCRACKEN

1

2

3

4

5

6

7

Clerk of the Course

Sig : Time :

Chief Timekeeper : Ian Sharp (SMART Timing)

Results available at www.smart-timing.co.uk and www.speedhive.com

Printed: 08/10/2023 12:01:10

Orbits



motor sport UK

RACE WITH RESPECT

SMRC Final fling
Sorted on Laps
Scottish Mini Cooper Cup
Knockhill 1.267 miles
Race 1 - 1st Race
08/10/2023 11:30
Race (15 Laps) started at 11:50:35

Pos	No.	Name	Make/Model	CC	Class	Laps	Total Tm	Diff	Best Tm	In Lap	2nd Best
1	95	Craig BLAKE	Mini Cooper R53	1600S	R53	15	19:49.730		1:04.613	12	1:04.651
2	97	Jamie BLAKE	Mini Cooper R53	1600S	R53	15	19:50.117	0.387	1:04.373	10	1:04.657
3	14	Rich FLETT	Mini Cooper R53	1600S	R53	15	20:08.600	18.870	1:06.889	2	1:07.008
4	70	Oliver MORTIMER	Mini Cooper	1600	SM	15	20:18.525	28.795	1:08.178	15	1:08.244
5	25	Chad LITTLE	Mini Cooper	1600	SM	15	20:18.970	29.240	1:08.162	13	1:08.175
6	91	Robbie DALGLEISH	Mini Cooper	1600	SM	15	20:19.449	29.719	1:07.265	15	1:07.866
7	65	Jack IRVINE	Mini Cooper	1600	SM	15	20:22.388	32.658	1:07.931	12	1:08.265
8	22	Finn MACHE	Mini Cooper	1600	SM	15	20:25.387	35.657	1:08.350	13	1:08.401
9	23	Ian MUNRO	Mini Cooper	1600	SM	15	20:26.328	36.598	1:08.357	13	1:08.446
10	333	Ewan ROBERTSON	Mini Cooper	1600	SM	15	20:52.703	1:02.973	1:12.238	14	1:12.246
11	88	Barry HOLMES	Mini Cooper	1600	SM	15	20:53.112	1:03.382	1:11.959	13	1:11.973
12	46	Blair DRYBURGH	Mini Cooper	1600	Gue	15	20:54.457	1:04.727	1:12.087	13	1:12.199
13	19	Jack BARNET	Mini Cooper	1600	SMN	14	20:54.770	1 Lap	1:10.746	9	1:11.311
14	77	Ashleigh MORRIS	Mini Cooper R53	1600S	Gue	12	19:49.858	3 Laps	1:04.127	10	1:04.747
Not classified (80% = 12 Laps)											
DNF	18	Daniel PATTERSON	Mini Cooper	1600	SM	6	10:22.365	DNF	1:08.940	4	1:09.675
DNF	80	Ross FOSTER	Mini Cooper	1600	SMN	3	3:57.147	DNF	1:12.161	3	1:23.655
DNS	27	Martin WIJETUNGA	Mini Cooper	1600	SMN			DNS		0	

Announcements

Race distance increased to 15 Laps - 3 Laps completed behind Safety Car.

Margin of Victory	Avg. Speed	Best Lap Tm	Best Speed	Best Lap by
0.387	57.503	1:04.127	71.122	77 - Ashleigh MORRIS

Clerk of the Course
Orbits

Sig : Time :
 Chief Timekeeper : Ian Sharp (SMART Timing)
 Results available at www.smart-timing.co.uk and www.speedhive.com



SMRC Final fling

Scottish Mini Cooper Cup

Knockhill 1.267 miles

Race 1 - 1st Race

08/10/2023 11:30

Race (15 Laps) started at 11:50:35

Lap	Time of Day	Lap Tm	S1	S2	S3	SFSpd	S2Spd	Lap	Time of Day	Lap Tm	S1	S2	S3	SFSpd	S2Spd
(95) Craig BLAKE															
1	11:51:46.482			25.858	19.492	83.4	91.9	5	11:56:32.927	1:13.889	22.333	27.129	24.427	37.2	80.5
2	11:52:51.877	1:05.395	21.608	24.921	18.866	83.3	92.6	6	11:58:51.243	2:18.316	38.430	1:00.639	39.247	46.3	43.6
3	11:53:57.702	1:05.825	21.363	25.040	19.422	83.3	92.4	7	12:01:01.209	2:09.966	38.777	51.535	39.654	42.3	33.8
4	11:55:03.749	1:06.047	21.878	25.463	18.706	82.5	91.9	8	12:02:55.535	1:54.326	42.082	48.732	23.512	75.1	37.1
5	11:56:20.713	1:16.964	21.421	27.108	28.435	37.0	66.1	9	12:04:04.486	1:08.951	22.669	26.295	19.987	75.8	83.3
6	11:58:39.800	2:19.087	45.984	55.467	37.636	46.3	34.1	10	12:05:12.721	1:08.235	22.315	25.925	19.995	76.1	83.4
7	12:00:55.981	2:16.181	44.156	50.368	41.657	35.9	31.6	11	12:06:20.896	1:08.175	22.549	25.680	19.946	75.9	84.1
8	12:02:48.852	1:52.871	39.306	49.167	24.398	84.7	30.3	12	12:07:29.385	1:08.489	22.405			75.7	
9	12:03:54.099	1:05.247	21.471	24.957	18.819	83.5	92.2	13	12:08:37.547	1:08.162	22.369	1:34.035	20.211	76.1	84.1
10	12:04:58.750	1:04.651	21.277	24.630	18.744	83.2	92.4	14	12:09:46.045	1:08.498	22.473	25.641	20.384	75.2	84.3
11	12:06:04.423	1:05.673	21.876	24.764	19.033	82.5	91.9	15	12:10:54.263	1:08.218	22.321	25.765	20.132	75.1	83.7
12	12:07:09.036	1:04.613	21.198	24.469	18.946	83.2	92.1	(91) Robbie DALGLEISH							
13	12:08:14.135	1:05.099	21.345	24.657	19.097	84.9	91.8	1	11:51:54.109			28.317	21.086	73.7	80.5
14	12:09:18.847	1:04.712	21.429	24.382	18.901	81.9	92.6	2	11:53:03.650	1:09.541	22.649	26.513	20.379	75.1	81.6
15	12:10:25.023	1:06.176	21.452	25.543	19.181	82.0	90.6	3	11:54:12.627	1:08.977	22.432	26.300	20.245	75.5	81.6
(97) Jamie BLAKE															
1	11:51:45.705			25.766	19.198	85.6	90.8	4	11:55:21.028	1:08.401	22.547	25.722	20.132	74.7	83.0
2	11:52:51.314	1:05.609	21.476	25.063	19.070	84.0	92.1	5	11:56:33.705	1:12.677	22.268	26.951	23.458	41.0	81.3
3	11:53:57.906	1:06.592	21.527	25.080	19.985	84.5	90.0	6	11:58:52.533	2:18.828	39.051	1:00.447	39.330	48.8	39.9
4	11:55:04.331	1:06.425	22.104	25.372	18.949	85.2	92.6	7	12:01:02.122	2:09.589	38.971	50.903	39.715	40.7	28.0
5	11:56:22.362	1:18.031	21.307	27.631	29.093	34.2	68.6	8	12:02:56.417	1:54.295	42.542	48.077	23.676	73.7	38.6
6	11:58:43.087	2:20.725	45.081	55.880	39.764	42.2	36.3	9	12:04:06.381	1:09.964	22.734	26.895	20.335	75.1	82.7
7	12:00:57.620	2:14.533	42.756	49.928	41.849	31.3	32.9	10	12:05:14.899	1:08.518	22.393	26.057	20.068	75.7	82.7
8	12:02:49.808	1:52.188	39.146	48.499	24.543	85.3	31.2	11	12:06:23.577	1:08.678	22.441	26.016	20.221	75.6	82.4
9	12:03:54.665	1:04.857	21.250	24.696	18.911	85.6	94.7	12	12:07:31.511	1:07.934	22.266	25.664	20.004	75.6	83.5
10	12:04:59.038	1:04.373	21.209	24.394	18.770	86.8	92.1	13	12:08:39.611	1:08.100	22.334	25.669	20.097	75.1	82.7
11	12:06:04.657	1:05.619	21.962	24.570	19.087	85.6	92.8	14	12:09:47.477	1:07.866	22.064	25.660	20.142	73.9	81.5
12	12:07:09.314	1:04.657	21.434	24.247	18.976	84.8	92.4	15	12:10:54.742	1:07.265	21.904	25.370	19.991	75.1	82.7
13	12:08:14.262	1:04.948	21.316	24.529	19.103	86.6	92.2	(65) Jack IRVINE							
14	12:09:19.349	1:05.087	21.556	24.806	18.725	85.1	92.8	1	11:51:52.301			27.367	21.279	74.8	81.6
15	12:10:25.410	1:06.061	21.170	25.524	19.367	84.6	92.1	2	11:53:02.737	1:10.436	22.904	26.440	21.092	74.6	81.9
(14) Rich FLETT															
1	11:51:48.520					85.1		3	11:54:12.216	1:09.479	22.371	26.800	20.308	75.3	82.2
2	11:52:55.409	1:06.889	22.270			85.4		4	11:55:21.284	1:09.068	22.422	26.378	20.268	75.1	83.1
3	11:54:05.951	1:10.542	21.697			85.2		5	11:56:34.175	1:12.891	22.945	27.643	22.303	43.2	79.9
4	11:55:14.577	1:08.626	22.746			85.7		6	11:58:53.365	2:19.190	38.989	1:00.801	39.400	46.1	41.5
5	11:56:30.809	1:16.232	23.241			80.5		7	12:01:02.494	2:09.129	38.639	51.012	39.478	41.1	28.4
6	11:58:46.638	2:15.829	38.685			51.3		8	12:02:56.576	1:54.082	42.690	48.068	23.324	75.1	38.5
7	12:00:58.505	2:11.867	40.001			30.7		9	12:04:06.196	1:09.620	22.932	26.341	20.347	75.7	82.8
8	12:02:51.242	1:52.737	39.568			85.8		10	12:05:14.773	1:08.577	22.176	26.171	20.230	75.1	82.3
9	12:03:58.940	1:07.698	22.599			86.4		11	12:06:23.237	1:08.464	22.180	26.160	20.124	75.2	82.5
10	12:05:05.948	1:07.008	22.335			85.7		12	12:07:31.168	1:07.931	22.210	25.816	19.905	75.4	83.1
11	12:06:13.343	1:07.395	22.305			85.4		13	12:08:40.601	1:09.433	22.374	26.682	20.377	75.5	81.9
12	12:07:21.075	1:07.732	22.370			85.5		14	12:09:48.866	1:08.265	22.172	25.910	20.183	74.8	82.6
13	12:08:28.626	1:07.551	22.501			85.3		15	12:10:57.681	1:08.815	22.372	26.217	20.226	75.3	82.2
14	12:09:36.158	1:07.532	22.357			84.9		(22) Finn MACHE							
15	12:10:43.893	1:07.735	22.311			85.7		1	11:51:54.549			28.326	21.192	71.7	80.9
(70) Oliver MORTIMER															
1	11:51:51.144			27.396	20.732	73.3	80.5	2	11:53:04.410	1:09.861	22.831	26.493	20.537	74.6	82.2
2	11:53:00.270	1:09.126	22.669	26.327	20.130	74.8	82.2	3	11:54:14.304	1:09.894	22.529	26.502	20.863	74.1	82.6
3	11:54:08.946	1:08.676	22.285	26.202	20.189	74.9	81.9	4	11:55:24.018	1:09.714	22.514	26.726	20.474	74.8	82.2
4	11:55:17.468	1:08.522	22.281	26.117	20.124	74.5	81.4	5	11:56:38.443	1:14.425	23.044	28.963	22.418	47.5	73.3
5	11:56:32.092	1:14.624	22.219	27.122	25.283	36.0	80.1	6	11:58:55.688	2:17.245	36.145	1:01.452	39.648	47.2	34.7
6	11:58:49.925	2:17.833	38.703	1:00.552	38.578	53.0	42.2	7	12:01:04.365	2:08.677	38.470	51.052	39.155	44.7	25.4
7	12:00:59.846	2:09.921	39.389	51.564	38.968	39.5	33.6	8	12:02:57.846	1:53.481	42.563	47.398	23.520	74.6	38.7
8	12:02:55.027	1:55.181	42.625	48.916	23.640	74.3	34.8	9	12:04:07.603	1:09.757	22.719	26.435	20.603	74.7	82.5
9	12:04:03.756	1:08.729	22.387	26.171	20.171	74.6	81.4	10	12:05:17.347	1:09.744	22.601	26.724	20.419	75.0	81.3
10	12:05:12.377	1:08.621	22.397	26.079	20.145	74.2	81.7	11	12:06:26.510	1:09.163	22.409	26.352	20.402	74.6	82.1
11	12:06:20.621	1:08.244	22.434			74.1		12	12:07:35.352	1:08.842	22.434	26.134	20.274	75.1	83.4
12	12:07:28.880	1:08.259	22.294	1:33.898	20.171	74.2	81.8	13	12:08:43.702	1:08.350	22.129	25.953	20.268	75.0	82.4
13	12:08:37.385	1:08.505	22.289	25.819	20.397	74.7	81.8	14	12:09:52.103	1:08.401	22.088	26.091	20.222	74.5	82.0
14	12:09:45.640	1:08.255	22.404	25.712	20.139	73.3	82.6	15	12:11:00.680	1:08.577	22.151	26.388	20.038	74.3	82.4
15	12:10:53.818	1:08.178	22.145	25.654	2										

SMRC Final fling

Scottish Mini Cooper Cup

Knockhill 1.267 miles

Race 1 - 1st Race

08/10/2023 11:30

Race (15 Laps) started at 11:50:35


Lap	Time of Day	Lap Tm	S1	S2	S3	SFSpd	S2Spd	Lap	Time of Day	Lap Tm	S1	S2	S3	SFSpd	S2Spd
(333) Ewan ROBERTSON															
1	11:51:58.068			29.363	21.798	74.0	80.1	1	11:51:51.633			27.256	19.941	87.0	94.3
2	11:53:13.449	1:15.381	24.648	29.195	21.538	73.7	79.1	2	11:52:56.974	1:05.341	21.427	25.103	18.811	88.5	96.0
3	11:54:27.730	1:14.281	24.049	28.804	21.428	73.8	80.4	3	11:54:03.983	1:07.009	21.128	27.096	18.785	89.2	94.4
4	11:55:43.386	1:15.656	24.566	29.335	21.755	72.5	79.0	4	11:55:08.730	1:04.747	20.914	24.947	18.886	88.1	93.3
5	11:57:02.109	1:18.723	26.041	30.254	22.428	73.3	79.2	5	11:56:29.541	1:20.811	21.580	26.222	33.009	32.3	75.9
6	11:58:58.770	1:56.661	25.962	52.290	38.409	50.8	37.9	6	11:58:47.558	2:18.017	38.612	59.682	39.723	35.0	38.9
7	12:01:06.610	2:07.840	37.668	50.767	39.405	38.8	25.9	7	12:01:13.715	2:26.157	1:11.861	37.190	37.106	35.0	45.8
8	12:03:00.975	1:54.365	42.203	47.238	24.924	74.5	34.1	8	12:06:05.252	4:51.537	4:05.625	26.505	19.407	87.2	84.6
9	12:04:13.221	1:12.246	23.778	27.564	20.904	74.6	81.3	9	12:07:10.525	1:05.273	21.651	24.979	18.643	88.6	96.1
10	12:05:25.634	1:12.413	23.632	27.819	20.962	74.6	80.9	10	12:08:14.652	1:04.127	20.972	24.211	18.944	88.2	95.5
11	12:06:37.949	1:12.315	23.732	27.408	21.175	74.1	81.4	11	12:09:19.818	1:05.166	21.586	24.647	18.933	87.8	96.0
12	12:07:50.209	1:12.260	23.633	27.609	21.018	74.0	81.0	12	12:10:25.151	1:05.333	21.158	25.134	19.041	88.1	89.2
13	12:09:03.307	1:13.098	23.749	28.193	21.156	74.1	80.8	(18) Daniel PATTERSON							
14	12:10:15.545	1:12.238	23.314	27.711	21.213	73.3	80.8	1	11:51:54.995			28.180	21.525	74.4	82.5
15	12:11:27.996	1:12.451	23.338	28.112	21.001	73.5	80.3	2	11:53:05.898	1:10.903	23.205	26.640	21.058	74.8	82.4
(88) Barry HOLMES															
1	11:51:59.975			30.137	21.654	73.7	77.9	3	11:54:15.573	1:09.675	22.618	26.288	20.769	75.1	82.3
2	11:53:15.230	1:15.255	24.658	28.961	21.636	73.4	79.3	4	11:55:24.513	1:08.940	22.396	25.845	20.699	75.3	83.6
3	11:54:29.577	1:14.347	24.141	28.758	21.448	74.2	80.1	5	11:56:39.414	1:14.901	23.413	28.900	22.588	61.2	70.2
4	11:55:44.020	1:14.443	24.146	28.497	21.800	71.7	80.1	6	12:00:57.658	4:18.244	36.743	1:01.921	2:39.580	15.6	38.9
5	11:57:03.492	1:19.472	27.057	30.459	21.956	73.6	79.7	(80) Ross FOSTER							
6	11:59:00.313	1:56.821	26.206	52.465	38.150	46.2	40.4	1	11:51:56.624			28.268	21.573	73.5	80.7
7	12:01:08.036	2:07.723	37.689	50.519	39.515	43.0	25.7	2	11:53:20.279	1:23.655	24.100	38.062	21.493	72.7	74.2
8	12:03:01.683	1:53.647	42.218	46.907	24.522	74.2	34.6	3	11:54:32.440	1:12.161	23.612	27.482	21.067	74.2	81.0
9	12:04:15.191	1:13.508	24.233	28.149	21.126	74.5	81.2	(46) Blair DRYBURGH							
10	12:05:27.756	1:12.565	23.762	27.841	20.962	74.3	81.4	1	11:52:00.743					73.4	
11	12:06:40.215	1:12.459	23.603	27.931	20.925	73.3	81.0	2	11:53:16.124	1:15.381	24.347			74.6	
12	12:07:52.341	1:12.126	23.678	27.669	20.779	74.6	81.4	3	11:54:30.207	1:14.083	23.943			75.1	
13	12:09:04.300	1:11.959	23.573	27.548	20.838	74.6	81.8	4	11:55:44.825	1:14.618	24.285			68.4	
14	12:10:16.273	1:11.973	23.307	27.460	21.206	74.2	81.8	5	11:57:04.434	1:19.609	27.445			73.1	
15	12:11:28.405	1:12.132	23.691	27.567	20.874	73.9	81.9	6	11:59:02.436	1:58.002	26.732			49.7	
(19) Jack BARNET															
1	11:51:58.838			30.632	21.079	74.1	80.9	7	12:01:09.467	2:07.031	37.867			47.8	
2	11:53:12.447	1:13.609	23.730	29.108	20.771	73.8	78.0	8	12:03:03.166	1:53.699	42.625			74.7	
3	11:54:24.944	1:12.497	23.039	28.738	20.720	73.8	79.4	9	12:04:15.923	1:12.757	23.907			75.0	
4	11:55:36.828	1:11.884	23.245	28.004	20.635	73.7	81.4	10	12:05:28.640	1:12.717	23.709			74.4	
5	11:56:49.309	1:12.481	23.632	28.428	20.421	74.4	81.9	11	12:06:40.906	1:12.266	23.608			74.7	
6	11:58:56.756	2:07.447	28.057	1:01.564	37.826	50.8	36.5	12	12:07:53.105	1:12.199	23.851			74.7	
7	12:01:05.492	2:08.736	38.671	50.595	39.470	39.4	25.6	13	12:09:05.192	1:12.087	23.443			74.0	
8	12:02:58.534	1:53.042	42.609	47.039	23.394	75.3	38.2	14	12:10:17.416	1:12.224	23.539			74.3	
9	12:04:09.280	1:10.746	23.210	27.396	20.140	74.0	82.4	15	12:11:29.750	1:12.334	23.508			74.3	
10	12:05:57.850	1:48.570	49.530	31.033	28.007	30.6	53.0	(77) Ashleigh MORRIS							
11	12:07:54.897	1:57.047	1:08.861	27.697	20.489	74.4	81.6								
12	12:09:07.362	1:12.465	23.314	29.166	19.985	74.5	82.3								
13	12:10:18.673	1:11.311	22.892	27.620	20.799	73.3	80.0								
14	12:11:30.063	1:11.390	23.017	27.406	20.967	73.6	83.5								

Clerk of the Course

Orbits

Sig : _____ Time : _____
 Chief Timekeeper : Ian Sharp (SMART Timing)
 Results available at www.smart-timing.co.uk and www.speedhive.com



SMRC Final fling
Lapchart
Scottish Mini Cooper Cup
Knockhill 1.267 miles
Race 1 - 1st Race
08/10/2023 11:30
Race (15 Laps) started at 11:50:35


Competitors	Laps														
	1	2	3	4	5	6	7	8	9	10	11	12	13	14	15
Jamie BLAKE (97)	1	97	97	95	95	95	95	95	95	95	95	95	95	95	95
Craig BLAKE (95)	2	95	95	97	97	97	97	97	97	97	97	97	97	97	97
Rich FLETT (14)	3	14	14	77	77	77	14	14	14	14	14	14	14	14	14
Oliver MORTIMER (70)	4	70	77	14	14	14	77	70	70	70	70	70	70	70	70
Ashleigh MORRIS (77)	5	77	70	70	70	70	70	25	25	25	25	25	25	25	25
Chad LITTLE (25)	6	25	25	25	25	25	25	91	91	65	65	65	65	91	91
Jack IRVINE (65)	7	65	65	65	91	91	91	65	65	91	91	91	91	65	65
Ian MUNRO (23)	8	23	23	91	65	65	65	23	23	23	23	23	23	23	22
Robbie DALGLEISH (91)	9	91	91	23	23	23	23	22	22	22	22	22	22	22	23
Finn MACHE (22)	10	22	22	22	22	22	22	19	19	19	333	333	333	333	333
Daniel PATTERSON (18)	11	18	18	18	18	18	19	333	333	333	88	88	88	88	88
Ross FOSTER (80)	12	80	19	19	19	19	333	88	88	88	46	46	46	46	46
Ewan ROBERTSON (333)	13	333	333	333	333	333	88	46	46	46	19	19	19	19	19
Jack BARNET (19)	14	19	88	88	88	88	46	77	77	77	77	77	77	77	77
Barry HOLMES (88)	15	88	46	46	46	46	18								
Blair DRYBURGH (46)	16	46	80	80											
-	17														


Clerk of the Course
Orbits

Sig : **Time :**
Chief Timekeeper : Ian Sharp (SMART Timing)
Results available at www.smart-timing.co.uk and www.speedhive.com

Printed: 08/10/2023 12:16:42


SMRC Final fling

Scottish Mini Cooper Cup Knockhill 1.267 miles
Race 5 - 2nd Race 08/10/2023 14:30
Race (12 Laps)



POLE POSITION

2
97 Jamie BLAKE

1
95 Craig BLAKE

1

4
77 Ashleigh MORRIS

3
14 Rich FLETT

2**6****5****3****8****7****4****10****9****5**

25 Chad LITTLE

70 Oliver MORTIMER

12**11****6**

65 Jack IRVINE

91 Robbie DALGLEISH

14**13****7**

23 Ian MUNRO

22 Finn MACHE

16**15****8**

88 Barry HOLMES

333 Ewan ROBERTSON

18**17****9**

19 Jack BARNET

46 Blair DRYBURGH

20**19****10**

80 Ross FOSTER

18 Daniel PATTERSON

Clerk of the Course Orbits

Sig : Time :
Chief Timekeeper : Ian Sharp (SMART Timing)
Results available at www.smart-timing.co.uk and www.speedhive.com



SMRC Final fling

Sorted on Laps

Scottish Fiesta ST Cup

Knockhill 1.267 miles

Race 2 - 1st Race - AMENDED RESULT

08/10/2023 11:55

Race (12 Laps) started at 12:20:15

Pos	No.	Name	Make/Model	CC	Class	Laps	Total Tm	Diff	Best Tm	In Lap	2nd Best
1	147	Gerry HENDRY	Ford Fiesta ST	2000	ST	12	13:51.051		1:07.749	12	1:07.842
2	31	Broddy ORR	Ford Fiesta ST	2000	ST	12	13:51.110	0.059	1:08.072	10	1:08.396
3	5	Lorn MURRAY	Ford Fiesta ST	2000	STC	12	14:01.667	10.616	1:08.622	11	1:08.940
4	68	Arran WARD	Ford Fiesta ST	2000	ST	12	14:01.711	10.660	1:08.489	11	1:08.874
5	88	John SHERIDAN	Ford Fiesta ST	2000	ST	12	14:05.392	14.341	1:09.087	12	1:09.223
6	35	Andrew MACKIE	Ford Fiesta ST	2000	ST	12	14:06.310	15.259	1:08.695	11	1:09.098
7	21	Kieren PREEDY	Ford Fiesta ST	2000	STC	12	14:07.557	16.506	1:08.918	11	1:09.123
8	83	Sophie KINGHORN	Ford Fiesta ST	2000	STC	12	14:34.183	43.132	1:11.274	5	1:11.898
9	7	Stuart MURRAY	Ford Fiesta ST	2000	STC	12	14:35.182	44.131	1:11.251	12	1:11.403
10	61	Peter CRUICKSHANK	Ford Fiesta ST	2000	ST	12	14:35.768	44.717	1:10.940	12	1:11.290
11	23	Lucy HALES-MAVER	Ford Fiesta ST	2000	ST	10	13:53.274	2 Laps	1:14.728	8	1:14.811
Not classified											
DNF	24	Steven GRAY	Ford Fiesta ST	2000	ST	1	1:27.917	DNF		0	
DQ	62	Liam MCGILL	Ford Fiesta ST	2000	ST	12	13:37.214	DQ	1:07.273	12	1:07.405

Announcements

AMENDED RESULT 13:37 - Car No.62 Disqualified - Technical infringement

Margin of Victory	Avg. Speed	Best Lap Tm	Best Speed	Best Lap by
0.059	65.856	1:07.749	67.320	147 - Gerry HENDRY

Clerk of the Course

Orbits

Sig : Time :
 Chief Timekeeper : Ian Sharp (SMART Timing)
 Results available at www.smart-timing.co.uk and www.speedhive.com


 motor
sport
UK

RACE WITH RESPECT

SMRC Final fling

Scottish Fiesta ST Cup

Knockhill 1.267 miles

Race 2 - 1st Race - AMENDED RESULT

08/10/2023 11:55

Race (12 Laps) started at 12:20:15

Lap	Time of Day	Lap Tm	S1	S2	S3	SFSpd	S2Spd	Lap	Time of Day	Lap Tm	S1	S2	S3	SFSpd	S2Spd
(147) Gerry HENDRY															
1	12:21:39.979			28.757	20.297	79.1	86.4	3	12:23:54.171	1:10.489	22.707				78.9
2	12:22:40.487	1:09.508	22.426	26.849	20.233	80.2	88.8	4	12:25:04.253	1:10.082	22.636				79.6
3	12:23:49.874	1:09.387	22.480	26.847	20.060	81.3	88.0	5	12:26:14.205	1:09.952	22.460				77.6
4	12:24:58.869	1:08.995	22.336	26.750	19.909	80.5	88.2	6	12:27:24.442	1:10.237	22.419				76.8
5	12:26:07.971	1:09.102	22.389	26.830	19.883	80.7	87.4	7	12:28:34.985	1:10.543	22.908				78.6
6	12:27:16.664	1:08.693	22.268	26.595	19.830	80.5	87.4	8	12:29:44.623	1:09.638	22.441				78.5
7	12:28:25.354	1:08.690	22.359	26.580	19.751	80.9	87.5	9	12:30:53.938	1:09.315	22.324				77.4
8	12:29:33.572	1:08.218	22.077	26.405	19.736	80.4	88.2	10	12:32:03.036	1:09.098	22.438				79.9
9	12:30:42.262	1:08.690	21.962	26.665	20.063	79.2	88.2	11	12:33:11.731	1:08.695	22.169	10:56.07:	19.706	80.3	85.5
10	12:31:50.104	1:07.842	21.838	26.276	19.728	80.2	88.3	12	12:34:21.599	1:09.868	22.919				78.1
11	12:32:58.591	1:08.487	21.948	26.470	20.069	80.2	88.1	(21) Kieren PREEDY							
12	12:34:06.340	1:07.749	21.859	26.234	19.656	79.0	89.0	1	12:21:33.559			28.614	20.863	80.9	84.1
(31) Broddy ORR															
1	12:21:29.598			28.272	20.252	78.8	84.8	2	12:22:44.904	1:11.345	23.434	27.378	20.533	79.7	86.5
2	12:22:39.738	1:10.140	22.408	27.795	19.937	79.5	85.2	3	12:23:55.665	1:10.761	23.430	27.373	19.958	81.3	86.6
3	12:23:48.621	1:08.883	22.418	26.479	19.986	79.3	86.0	4	12:25:06.290	1:10.625	23.040	27.686	19.899	80.0	87.0
4	12:24:57.376	1:08.755	22.241	26.556	19.958	79.0	85.9	5	12:26:16.576	1:10.286	22.471	27.965	19.850	79.5	86.6
5	12:26:05.925	1:08.549	22.328	26.438	19.783	79.0	85.6	6	12:27:26.204	1:09.628	22.720	26.995	19.913	79.3	87.2
6	12:27:15.194	1:09.269	22.442	26.806	20.021	78.8	82.5	7	12:28:36.833	1:10.629	22.582	27.748	20.299	79.4	85.4
7	12:28:24.028	1:08.834	22.469	26.342	20.023	78.3	85.8	8	12:29:46.370	1:09.537	22.674	26.859	20.004	79.6	86.9
8	12:29:32.640	1:08.612	22.147	26.675	19.790	78.6	85.4	9	12:30:55.605	1:09.235	22.447	26.807	19.981	79.9	86.6
9	12:30:41.216	1:08.576	22.311	26.586	19.679	79.0	85.5	10	12:32:04.805	1:09.200	22.326	26.964	19.910	80.3	86.5
10	12:31:49.288	1:08.072	21.891	26.411	19.770	78.9	85.5	11	12:33:13.723	1:08.918	22.179	26.831	19.908	80.1	86.3
11	12:32:58.003	1:08.715	22.179	26.724	19.812	79.0	85.3	12	12:34:22.846	1:09.123	22.453	26.765	19.905	79.1	87.2
12	12:34:06.399	1:08.396	21.817	26.582	19.997	79.3	85.4	(83) Sophie KINGHORN							
(5) Lorn MURRAY															
1	12:21:31.927			28.712	20.603	78.8	85.4	1	12:21:34.942			28.863	21.476	79.1	84.4
2	12:22:41.926	1:09.999	22.501	27.105	20.393	78.4	85.9	2	12:22:47.288	1:12.346	23.653	27.883	20.810	78.9	85.6
3	12:23:51.991	1:10.065	22.577	27.189	20.299	78.5	84.7	3	12:23:59.684	1:12.396	23.659	27.684	21.053	79.1	85.4
4	12:25:02.222	1:10.231	22.718	27.205	20.308	78.1	85.3	4	12:25:11.756	1:12.072	23.658	27.753	20.661	78.5	85.9
5	12:26:11.622	1:09.400	22.328	27.018	20.054	78.4	86.1	5	12:26:23.030	1:11.774	23.365	27.558	20.351	79.0	86.1
6	12:27:21.104	1:09.482	22.607	26.843	20.032	77.7	86.1	6	12:27:35.125	1:12.095	23.264	28.101	20.730	78.2	85.4
7	12:28:31.055	1:09.951	22.512	27.191	20.248	77.9	85.6	7	12:28:47.642	1:12.517	23.678	28.002	20.837	77.8	85.5
8	12:29:41.090	1:10.035	22.193	27.328	20.514	78.0	84.9	8	12:30:00.840	1:13.198	23.793	28.606	20.799	78.7	84.9
9	12:30:50.291	1:09.201	22.261	26.969	19.971	78.4	85.4	9	12:31:13.495	1:12.655	23.412	28.379	20.864	78.9	84.3
10	12:31:59.231	1:08.940	22.225	26.797	19.918	78.2	86.7	10	12:32:25.587	1:12.092	23.467	27.958	20.667	78.7	85.2
11	12:33:07.853	1:08.622	21.985	26.705	19.932	78.9	86.4	11	12:33:37.574	1:11.987	23.407	28.052	20.528	79.0	84.5
12	12:34:16.956	1:09.103	22.247	26.807	20.049	78.5	85.6	12	12:34:49.472	1:11.898	23.441	27.690	20.767	78.3	81.0
(68) Arran WARD															
1	12:21:32.411			28.607	20.873	79.0	82.0	(7) Stuart MURRAY							
2	12:22:42.874	1:10.463	23.162	27.428	19.873	79.7	87.8	1	12:21:37.549			28.368	21.652	79.7	85.3
3	12:23:53.273	1:10.399	22.678	27.363	20.358	79.8	86.9	2	12:22:48.401	1:12.421	23.787	27.855	20.779	79.2	86.4
4	12:25:03.653	1:10.380	22.961	27.044	20.375	79.7	86.5	3	12:24:01.393	1:12.992	24.106			79.1	
5	12:26:12.974	1:09.321	22.578			79.4		4	12:25:14.882	1:13.489	24.258	1:41.608	20.767	79.0	85.1
6	12:27:22.306	1:09.332	22.692	1:36.344	19.731	79.6	87.4	5	12:26:28.030	1:13.148	23.714	28.485	20.949	78.5	84.7
7	12:28:31.616	1:09.310	22.397	27.047	19.866	79.7	87.2	6	12:27:40.518	1:12.488	23.916	27.940	20.632	79.0	86.1
8	12:29:41.396	1:09.780	22.461	26.921	20.398	79.9	87.5	7	12:28:53.163	1:12.645	23.942	28.064	20.639	78.7	85.3
9	12:30:50.691	1:09.295	22.556	26.859	19.880	80.0	88.6	8	12:30:04.566	1:11.403	23.395	27.686	20.322	78.9	84.9
10	12:31:59.637	1:08.946	22.421			79.7		9	12:31:15.997	1:11.431	23.315	27.713	20.403	79.2	85.3
11	12:33:08.126	1:08.489	22.149	1:35.297	19.717	80.2	88.1	10	12:32:27.708	1:11.711	23.374	27.889	20.448	79.3	86.1
12	12:34:17.000	1:08.874	22.410	26.690	19.774	81.8	88.5	11	12:33:39.220	1:11.512	23.404	27.758	20.350	79.0	85.7
(88) John SHERIDAN															
1	12:21:33.370			28.590	21.086	79.7	85.9	12	12:34:50.471	1:11.251	23.251	27.578	20.422	79.2	85.9
2	12:22:44.971	1:11.601	23.166	28.121	20.314	79.2	86.3	(61) Peter CRUICKSHANK							
3	12:23:55.485	1:10.514	22.829	27.609	20.076	80.9	86.7	1	12:21:37.549			28.536	22.761	78.0	84.7
4	12:25:05.462	1:09.977	23.015	27.077	19.885	78.7	87.2	2	12:22:50.378	1:12.829	24.115	28.136	20.578	78.3	84.3
5	12:26:14.685	1:09.223	22.397	26.956	19.870	78.5	86.8	3	12:24:03.073	1:12.695	23.697	28.385	20.613	78.1	85.4
6	12:27:24.484	1:09.799	22.555	27.154	20.090	79.0	86.3	4	12:25:15.736	1:12.663	23.556	28.528	20.579	77.5	84.8
7	12:28:34.021	1:09.537	22.547	27.184	19.806	78.9	85.2	5	12:26:28.854	1:13.118	23.578	28.882	20.658	78.4	83.9
8	12:29:43.440	1:09.419	22.390	27.191	19.838	78.5	86.4	6	12:27:41.693	1:12.839	23.806	28.476	20.557	79.1	84.7
9	12:30:52.959	1:09.519	22.403	27.334	19.782	78.6	86.4	7	12:28:53.860	1:12.167	23.744	28.056	20.367	78.6	85.3
10	12:32:02.332	1:09.373	22.299	27.193	19.881	78.5	85.3	8	12:30:05.150	1:11.290	23.344	27.582	20.364	78.6	85.8
11	12:33:11.594	1:09.262	22.296	27.200	19.766	79.0	85.2	9	12:31:16.822	1:11.672	23.186	27.737	20.749	78.1	84.7
12	12:34:20.681	1:09.0													

SMRC Final fling

Scottish Fiesta ST Cup

Knockhill 1.267 miles

Race 2 - 1st Race - AMENDED RESULT

08/10/2023 11:55

Race (12 Laps) started at 12:20:15

Lap	Time of Day	Lap Tm	S1	S2	S3	SFSpd	S2Spd	Lap	Time of Day	Lap Tm	S1	S2	S3	SFSpd	S2Spd
7	12:30:20.489	1:14.811	24.871	28.990	20.950	79.5	84.2								
8	12:31:35.217	1:14.728	24.463	29.191	21.074	75.7	83.9								
9	12:32:52.119	1:16.902	26.904	29.454	20.544	79.4	82.5								
10	12:34:08.563	1:16.444	24.439	30.262	21.743	77.6	74.5								

(24) Steven GRAY

1	12:21:43.206			30.154	32.001	25.9	58.6
---	--------------	--	--	---------------	---------------	-------------	-------------

(62) Liam McGILL

1	12:21:29.414						80.0
2	12:22:37.377	1:07.963	22.011				80.4
3	12:23:45.051	1:07.674	21.881				79.7
4	12:24:52.470	1:07.419	21.866				79.0
5	12:26:00.103	1:07.633	21.641				79.3
6	12:27:07.642	1:07.539	21.682				80.0
7	12:28:15.262	1:07.620	21.827				79.5
8	12:29:22.779	1:07.517	21.691				79.4
9	12:30:30.184	1:07.405	21.830				79.4
10	12:31:37.717	1:07.533	21.746				79.7
11	12:32:45.230	1:07.513	22.022				80.0
12	12:33:52.503	1:07.273	21.744				80.7

Clerk of the Course

Orbits

Sig : Time :
 Chief Timekeeper : Ian Sharp (SMART Timing)
 Results available at www.smart-timing.co.uk and www.speedhive.com



motor
sport
UK

**RACE
WITH
RESPECT**

SMRC Final fling

Lapchart

Scottish Fiesta ST Cup

Knockhill 1.267 miles

Race 2 - 1st Race

08/10/2023 11:55

Race (12 Laps) started at 12:20:15

Competitors	Laps												
	1	2	3	4	5	6	7	8	9	10	11	12	
Liam McGILL (62)	1	62	62	62	62	62	62	62	62	62	62	62	62
Broddy ORR (31)	2	31	31	31	31	31	31	31	31	31	31	31	147
Gerry HENDRY (147)	3	147	147	147	147	147	147	147	147	147	147	147	31
Lorn MURRAY (5)	4	5	5	5	5	5	5	5	5	5	5	5	5
Arran WARD (68)	5	68	68	68	68	68	68	68	68	68	68	68	68
Andrew MACKIE (35)	6	35	35	35	35	35	88	88	88	88	88	88	88
John SHERIDAN (88)	7	88	21	88	88	88	88	35	35	35	35	35	35
Kieren PREEDY (21)	8	21	88	21	21	21	21	21	21	21	21	21	21
Sophie KINGHORN (83)	9	83	83	83	83	83	83	83	83	83	83	83	83
Stuart MURRAY (7)	10	7	7	7	7	7	7	7	7	7	7	7	7
Peter CRUICKSHANK (61)	11	61	61	61	61	61	61	61	61	61	61	61	61
Lucy HALES-MAVER (23)	12	23	23	23	23	23	23	23	23	23	23	23	23
Steven GRAY (24)	13	24											

Clerk of the Course

Orbits

Sig : Time :
 Chief Timekeeper : Ian Sharp (SMART Timing)
 Results available at www.smart-timing.co.uk and www.speedhive.com



motor
sport
UK

RACE
WITH
RESPECT

SMRC Final fling

Scottish Fiesta ST Cup

Knockhill 1.267 miles

Race 6 - 2nd Race - AMENDED GRID

08/10/2023 14:55

Race (12 Laps)

POLE POSITION

2
31 Broddy ORR

4
68 Arran WARD

6
35 Andrew MACKIE

8
83 Sophie KINGHORN

10
61 Peter CRUICKSHANK

12
24 Steven GRAY

1
147 Gerry HENDRY

3
5 Lorn MURRAY

5
88 John SHERIDAN

7
21 Kieren PREEDY

9
7 Stuart MURRAY

11
23 Lucy HALES-MAVER

13
62 Liam McGILL

1
2
3
4
5
6
7

Clerk of the Course

Orbits

Sig : Time :
Chief Timekeeper : Ian Sharp (SMART Timing)
Results available at www.smart-timing.co.uk and www.speedhive.com

Printed: 08/10/2023 13:46:56

motor
sport
UK



Bulletin No. _____

SMRC Final fling**Sorted on Laps****Scottish Classic Sports and Saloon Championship****Knockhill 1.267 miles****Race 3 - 1st Race****08/10/2023 13:25****Race (12 Laps) started at 13:43:05**

Pos	No.	Name	Make/Model	CC	Class	Laps	Total Tm	Diff	Best Tm	In Lap	2nd Best
1	78	Andrew GRAHAM	Trimuph TR8	3500	CE	12	13:37.084		1:06.091	11	1:06.973
2	13	Alastair BAPTIE	Fiat X1/9	1300	CA	12	14:17.184	40.100	1:10.384	2	1:10.499
3	64	Adam KINMOND	Rover Vitesse	3500	CE	12	14:23.811	46.727	1:09.375	12	1:10.739
4	311	Stephen SADLER	Peugeot 205 GTi	1600	CC	12	14:25.188	48.104	1:09.172	9	1:09.678
5	51	Barry EASTAUGH	MBG GT	3500	CE	12	14:41.488	1:04.404	1:11.472	7	1:11.718
6	62	Andrew KINMOND	TVR Vixen	2500	Gue	12	14:43.626	1:06.542	1:09.899	10	1:10.449
7	21	Jimmy CROW	Scimitar Coupe GT	3000	CD	12	14:48.494	1:11.410	1:10.938	10	1:11.027
8	71	Paul BOWERS	Fiat 128	1300	CA	11	13:49.619	1 Lap	1:13.148	5	1:13.510
9	55	Colin CALDER	Ginetta G4	1600	CG	11	13:51.170	1 Lap	1:12.612	10	1:12.664
10	63	John KINMOND	Mini Cooper	998	CA	11	14:13.557	1 Lap	1:15.780	4	1:15.794
11	65	Paul GREEN	Ford Fiesta XR2	1600	XR	11	14:14.619	1 Lap	1:15.009	9	1:15.032
12	40	Ian MORTON	Austin A40 Farina	1360	CA	11	14:43.925	1 Lap	1:18.283	11	1:18.519
13	67	Richard COOPER	Ginetta G15	1600	CA	10	14:16.524	2 Laps	1:19.519	3	1:20.341

Not classified

DNS	4	Charlie COPE	VW Golf Gti	1800	CB			DNS		0	
DNS	15	Ewan ANDERSON	BMW 2002Ti	1600	CB			DNS		0	
DNS	27	Mario FERRARI	Alfa Sprint Trofeo	1498	CA			DNS		0	
DNS	11	Iain MITCHELL	Vauxhall Nova	1300	CA			DNS		0	
DNS	69	Niki DICKSON	Lotus Cortina Mk1	1600	CB			DNS		0	
DNS	5	Michael LONGSTAFFE	MG Midget	1380	CA			DNS		0	
DNS	91	Craig HOUSTON	Lotus Excel	2174	CB			DNS		0	

Margin of Victory	Avg. Speed	Best Lap Tm	Best Speed	Best Lap by
40.100	66.982	1:06.091	69.008	78 - Andrew GRAHAM

Clerk of the Course**Orbits**

Sig : Time :
 Chief Timekeeper : Ian Sharp (SMART Timing)
 Results available at www.smart-timing.co.uk and www.speedhive.com



Printed: 08/10/2023 13:59:46



SMRC Final fling

Scottish Classic Sports and Saloon Championship

Knockhill 1.267 miles

Race 3 - 1st Race

08/10/2023 13:25

Race (12 Laps) started at 13:43:05

Lap	Time of Day	Lap Tm	S1	S2	S3	SFSpd	S2Spd
(78) Andrew GRAHAM							
1	13:44:16.260			26.321	19.746	101.7	102.0
2	13:45:24.461	1:08.201	22.313	26.213	19.675	101.4	103.2
3	13:46:32.445	1:07.984	22.157			101.7	
4	13:47:40.039	1:07.594	21.936	1:34.133	19.288	101.7	106.7
5	13:48:47.975	1:07.936	22.076	26.378	19.482	101.5	105.5
6	13:49:55.817	1:07.842	22.072	26.018	19.752	100.9	105.8
7	13:51:05.219	1:09.402	23.596	26.348	19.458	101.7	106.4
8	13:52:12.804	1:07.585	22.126	26.012	19.447	102.0	105.0
9	13:53:19.777	1:06.973	21.687	25.964	19.322	101.5	107.2
10	13:54:28.051	1:08.274	22.583	25.750	19.941	101.1	102.6
11	13:55:34.142	1:06.091	21.523	25.467	19.101	102.0	
12	13:56:42.436	1:08.294	21.830	26.270	20.194	98.4	99.7

(13) Alastair BAPTIE							
1	13:44:18.787			27.451	20.401	80.6	83.1
2	13:45:29.171	1:10.384	22.799	27.226	20.359	80.6	83.5
3	13:46:40.975	1:11.804	23.264	27.922	20.618	80.4	82.5
4	13:47:51.511	1:11.536	22.889	27.123	20.524	80.0	85.5
5	13:49:02.772	1:11.261	22.982	27.781	20.498	80.8	83.9
6	13:50:14.063	1:11.291	23.296	27.245	20.750	81.3	84.2
7	13:51:24.562	1:10.499	22.942	27.210	20.347	81.3	85.6
8	13:52:35.222	1:10.660	22.951	27.343	20.366	80.9	86.1
9	13:53:46.960	1:11.738	23.497	27.789	20.452	81.2	84.1
10	13:54:58.503	1:11.543	23.164	27.419	20.960	79.4	85.7
11	13:56:09.183	1:10.680	23.139	27.288	20.253	81.1	85.9
12	13:57:22.536	1:13.353	23.514	27.323	22.516	62.1	84.9

(64) Adam KINMOND							
1	13:44:22.299			28.018	21.537	90.3	85.9
2	13:45:34.504	1:12.205	22.548	28.085	21.572	90.6	90.7
3	13:46:46.938	1:12.434	22.967	28.024	21.443	88.9	88.9
4	13:47:58.920	1:11.982	22.744	27.281	21.957	80.2	95.5
5	13:49:10.835	1:11.915	22.989	27.789	21.137	90.8	89.8
6	13:50:22.580	1:11.745	23.144	27.667	20.934	88.3	92.4
7	13:51:34.743	1:12.163	22.903	27.982	21.278	87.5	91.7
8	13:52:46.037	1:11.294	22.675	27.769	20.850	89.5	90.9
9	13:53:56.939	1:10.902	22.607	27.539	20.756	90.3	92.2
10	13:55:09.049	1:12.110	22.985	28.628	20.497	90.9	88.4
11	13:56:19.788	1:10.739	22.916	27.399	20.424	93.9	98.1
12	13:57:29.163	1:09.375	22.056	26.971	20.348	91.6	95.2

(311) Stephen SADLER							
1	13:44:30.450			30.167	21.445	80.3	91.2
2	13:45:42.961	1:12.511	23.321	27.766	21.424	86.9	92.9
3	13:46:55.612	1:12.651	23.388	28.379	20.884	86.6	91.1
4	13:48:06.330	1:10.718	22.991	27.169	20.558	86.1	91.8
5	13:49:17.598	1:11.268	22.969	27.761	20.538	87.3	92.1
6	13:50:30.046	1:12.448	23.969	27.858	20.621	86.3	92.9
7	13:51:41.140	1:11.094	23.046	27.579	20.469	87.8	92.8
8	13:52:51.452	1:10.312	23.465	27.086	19.761	86.6	92.2
9	13:54:00.624	1:09.172	22.456	27.017	19.699	87.3	92.6
10	13:55:10.302	1:09.678	22.204	26.985	20.489	86.6	93.3
11	13:56:20.612	1:10.310	23.112	26.766	20.432	87.5	93.1
12	13:57:30.540	1:09.928	22.891	27.463	19.574	89.2	92.8

(51) Barry EASTAUGH							
1	13:44:24.681			29.069	21.676	91.2	86.4
2	13:45:37.008	1:12.327	23.643	28.476	20.208	92.3	96.8
3	13:46:49.409	1:12.401	23.807	28.236	20.358	91.9	96.1
4	13:48:03.360	1:13.951	23.971	29.028	20.952	89.6	93.7
5	13:49:16.570	1:13.210	24.191	28.668	20.351	90.2	95.3
6	13:50:28.896	1:12.326	24.238	28.066	20.022	90.4	96.8
7	13:51:40.368	1:11.472	23.526	27.788	20.158	92.1	96.4
8	13:52:54.324	1:13.956	24.742	28.538	20.676	89.8	92.2
9	13:54:09.232	1:14.908	25.115	28.998	20.795	91.6	90.8
10	13:55:22.889	1:13.657	24.561	28.829	20.267	90.9	90.4
11	13:56:35.122	1:12.233	23.788	28.536	19.909	92.9	96.1
12	13:57:46.840	1:11.718	23.864	28.146	19.708	93.3	98.3

(62) Andrew KINMOND							
1	13:44:31.464			30.894	21.861	92.1	83.8
2	13:45:46.166	1:14.702	25.665	28.680	20.357	93.1	94.7

Lap	Time of Day	Lap Tm	S1	S2	S3	SFSpd	S2Spd
3	13:46:59.066	1:12.900	24.260	28.287	20.353	92.6	91.1
4	13:48:11.006	1:11.940	23.434	28.256	20.250	92.4	91.8
5	13:49:26.007	1:15.001	24.485	29.261	21.255	90.8	90.6
6	13:50:41.204	1:15.197	25.788	28.721	20.688	91.7	91.4
7	13:51:53.901	1:12.697	24.207	28.143	20.347	93.2	92.2
8	13:53:05.815	1:11.914	23.602	28.418	19.894	92.6	92.8
9	13:54:17.202	1:11.387	22.968	28.583	19.836	92.9	95.7
10	13:55:27.101	1:09.899	22.817	27.580	19.502	92.6	99.0
11	13:56:37.550	1:10.449	22.970	27.399	20.080	91.3	97.7
12	13:57:48.978	1:11.428	23.325	27.618	20.485	93.5	99.1

(21) Jimmy CROW							
1	13:44:32.309			31.746	22.884	78.9	75.1
2	13:45:51.446	1:19.137	26.073	30.338	22.726	80.5	82.6
3	13:47:07.163	1:15.717	25.009	29.368	21.340	85.3	89.1
4	13:48:20.007	1:12.844	23.766	28.369	20.709	89.5	91.4
5	13:49:32.215	1:12.208	23.802	28.223	20.183	89.1	91.6
6	13:50:44.236	1:12.021	23.659	28.254	20.108	88.9	91.7
7	13:51:55.263	1:11.027	23.451	27.758	19.818	89.1	92.8
8	13:53:07.107	1:11.844	23.417	28.440	19.987	90.0	92.3
9	13:54:18.470	1:11.363	23.102	28.218	20.043	88.8	92.2
10	13:55:29.408	1:10.938	23.134	27.930	19.874	89.5	92.1
11	13:56:40.472	1:11.064	23.090	27.978	19.996	89.2	91.8
12	13:57:53.846	1:13.374	23.750	28.099	21.525	68.3	91.7

(71) Paul BOWERS							
1	13:44:30.654			30.291	22.145	78.2	82.5
2	13:45:46.068	1:15.414	24.561	29.330	21.523	77.9	81.8
3	13:47:02.917	1:16.849	25.731	29.356	21.762	79.9	84.4
4	13:48:16.427	1:13.510	23.789	28.616	21.105	79.0	84.7
5	13:49:29.575	1:13.148	23.545	28.645	20.958	79.2	85.7
6	13:50:43.497	1:13.922	24.427	28.624	20.871	80.4	85.9
7	13:51:57.871	1:14.374	25.094	28.402	20.878	80.1	86.3
8	13:53:12.037	1:14.166	24.022	29.086	21.058	80.4	85.2
9	13:54:26.105	1:14.068	23.763	29.113	21.192	80.1	84.9
10	13:55:40.978	1:14.873	25.385	28.743	20.745	78.9	85.8
11	13:56:54.971	1:13.993	24.201	28.991	20.801	80.1	85.3

(55) Colin CALDER							
1	13:44:27.011			30.274	20.535	88.6	87.5
2	13:45:41.906	1:14.895	24.697	29.018	21.180	89.1	90.7
3	13:47:04.712	1:22.806	31.920	29.803	21.083	88.0	85.9
4	13:48:19.731	1:15.019	24.913	29.299	20.807	91.9	88.9
5	13:49:34.527	1:14.796	25.269	29.069	20.458	93.6	87.5
6	13:50:47.191	1:12.664	24.164	28.135	20.365	91.3	89.4
7	13:52:00.610	1:13.419	24.300	28.193	20.926	87.8	83.1
8	13:53:13.620	1:13.010	23.747	28.520	20.743	83.9	79.2
9	13:54:29.053	1:15.433	24.250	28.888	22.295	84.8	80.6
10	13:55:41.665	1:12.612	23.812	28.446	20.354	88.5	85.5
11	13:56:56.522	1:14.857	24.483	29.162	21.212	84.7	80.4

(63) John KINMOND							
1	13:44:31.947			31.174	22.794	75.2	81.7
2	13:45:50.589	1:18.642	25.857	30.164	22.621	74.7	82.0
3	13:47:07.557	1:16.968	24.958	29.538	22.472	76.3	82.0
4	13:48:23.337	1:15.780	24.650	29.375	21.755	74.2	81.4
5	13:49:39.142	1:15.805	24.399	29.401	22.005	74.3	82.2
6	13:50:56.953	1:17.811	25.218	30.233	22.360	73.3	80.7
7	13:52:13.580	1:16.627	24.798	29.733	22.096	74.4	80.8
8	13:53:30.143	1:16.563	24.735	29.683	22.145	74.1	81.1
9	13:54:47.100	1:16.957	24.564	30.217	22.176	74.6	



Bulletin No. _____

SMRC Final fling

Scottish Classic Sports and Saloon Championship

Knockhill 1.267 miles

Race 3 - 1st Race

08/10/2023 13:25

Race (12 Laps) started at 13:43:05

Lap	Time of Day	Lap Tm	S1	S2	S3	SFSpd	S2Spd	Lap	Time of Day	Lap Tm	S1	S2	S3	SFSpd	S2Spd
10	13:56:03.514	1:15.503	24.148	29.717	21.638	73.4	78.6								
11	13:57:19.971	1:16.457	24.366	30.259	21.832	72.4	77.0								

(40) Ian MORTON

1	13:44:29.918			30.868	23.703	74.5	75.5
2	13:45:51.251	1:21.333	26.777	31.199	23.357	75.9	77.8
3	13:47:11.917	1:20.666	26.397	30.714	23.555	74.6	77.0
4	13:48:32.281	1:20.364	26.112	31.126	23.126	74.7	77.0
5	13:49:53.149	1:20.868	26.556	31.141	23.171	73.6	77.1
6	13:51:13.984	1:20.835	27.268	30.580	22.987	74.6	76.9
7	13:52:33.094	1:19.110	25.680	30.525	22.905	73.5	77.7
8	13:53:52.730	1:19.636	26.470	30.205	22.961	73.9	77.7
9	13:55:12.475	1:19.745	25.387	30.762	23.596	75.1	77.3
10	13:56:30.994	1:18.519	25.106	30.322	23.091	74.2	78.7
11	13:57:49.277	1:18.283	25.974	29.885	22.424	75.9	79.0

(67) Richard COOPER

1	13:44:36.456			32.540	23.367	67.1	71.9
2	13:45:56.947	1:20.491	26.266	30.995	23.230	66.8	73.3
3	13:47:16.466	1:19.519	26.228	30.254	23.037	67.2	73.9
4	13:49:10.428	1:53.962	25.866	1:03.735	24.361	64.3	64.7
5	13:50:32.952	1:22.524	27.042	32.114	23.368	65.7	71.3
6	13:51:53.293	1:20.341	26.735	30.647	22.959	67.6	72.3
7	13:53:16.130	1:22.837	26.697	32.192	23.948	66.6	69.3
8	13:54:37.939	1:21.809	27.281	31.186	23.342	65.8	71.0
9	13:55:59.259	1:21.320	26.462	31.330	23.528	64.7	71.7
10	13:57:21.876	1:22.617	26.216	32.009	24.392	66.0	70.9

Clerk of the Course

Orbits

Sig :

Time :

Chief Timekeeper : Ian Sharp (SMART Timing)

Results available at www.smart-timing.co.uk and www.speedhive.com

Printed: 08/10/2023 14:01:55



motor sport UK

RACE WITH RESPECT



Bulletin No. _____

SMRC Final fling

Lapchart

Scottish Classic Sports and Saloon Championship

Knockhill 1.267 miles

Race 3 - 1st Race

08/10/2023 13:25

Race (12 Laps) started at 13:43:05



Competitors	Laps											
	1	2	3	4	5	6	7	8	9	10	11	12
Andrew GRAHAM (78)	1	78	78	78	78	78	78	78	78	78	78	78
Alastair BAPTIE (13)	2	13	13	13	13	13	13	13	13	13	13	13
Adam KINMOND (64)	3	64	64	64	64	64	64	64	64	64	64	64
Barry EASTAUGH (51)	4	51	51	51	51	51	51	311	311	311	311	311
Colin CALDER (55)	5	55	55	311	311	311	311	311	51	51	51	51
Ian MORTON (40)	6	40	311	62	62	62	62	62	62	62	62	62
Stephen SADLER (311)	7	311	71	71	71	71	71	21	21	21	21	21
Paul BOWERS (71)	8	71	62	55	55	21	21	71	71	71	71	71
Andrew KINMOND (62)	9	62	63	21	21	55	55	55	55	55	55	55
John KINMOND (63)	10	63	40	63	63	63	63	63	63	63	63	63
Jimmy CROW (21)	11	21	21	65	65	65	65	65	65	65	65	65
Paul GREEN (65)	12	65	65	40	40	40	40	40	40	40	40	40
Richard COOPER (67)	13	67	67	67	67	67	67	67	67	67	67	67
-	14											
-	15											
-	16											
-	17											
-	18											
-	19											
-	20											

Clerk of the Course

Orbits

Sig : Time :
 Chief Timekeeper : Ian Sharp (SMART Timing)
 Results available at www.smart-timing.co.uk and www.speedhive.com
 Printed: 08/10/2023 14:02:20





Bulletin No. _____

SMRC Final fling

Scottish Classic Sports and Saloon Championship

Knockhill 1.267 miles

Race 7 - 2nd Race

08/10/2023 15:35

Race (12 Laps)

POLE POSITION

2
13 Alastair BAPTIE

4
311 Stephen SADLER

6
62 Andrew KINMOND

8
71 Paul BOWERS

10
63 John KINMOND

12
40 Ian MORTON

14
4 Charlie COPE

16
27 Mario FERRARI

18
69 Niki DICKSON

20
91 Craig HOUSTON

1
78 Andrew GRAHAM

3
64 Adam KINMOND

5
51 Barry EASTAUGH

7
21 Jimmy CROW

9
55 Colin CALDER

11
65 Paul GREEN

13
67 Richard COOPER

15
15 Ewan ANDERSON

17
11 Iain MITCHELL

19
5 Michael LONGSTAFFE

1

2

3

4

5

6

7

8

9

10

Clerk of the Course

Orbits

Sig : Time :
 Chief Timekeeper : Ian Sharp (SMART Timing)
 Results available at www.smart-timing.co.uk and www.speedhive.com



motor sport UK

RACE WITH RESPECT

**SMRC Final fling****Sorted on Laps**

Scottish C1 Cup

Knockhill 1.267 miles

Race 4 - 1st Race - AMENDED RESULT

08/10/2023 13:50

Race (10 Laps) started at 14:30:04

Pos	No.	Name	Make/Model	CC	Class	Laps	Total Tm	Diff	Best Tm	In Lap	2nd Best
1	529	James HITCHEN	Citroen C1	1000	C1N	10	14:55.295		1:15.474	9	1:15.824
2	89	Ross DUNN	Citroen C1	1000	C1	10	14:55.527	0.232	1:15.208	9	1:15.479
3	24	Ayden WILSON	Citroen C1	1000	C1N	10	14:56.101	0.806	1:14.932	9	1:16.056
4	110	Calum CONWAY	Citroen C1	1000	C1	10	14:56.644	1.349	1:15.589	10	1:15.629
5	99	Dan MARTIN	Citroen C1	1000	C1	10	14:59.185	3.890	1:16.017	10	1:16.243
6	1	Sam CORSON	Citroen C1	1000	C1	10	15:03.705	8.410	1:15.027	2	1:15.133
7	117	Marc NISBET	Citroen C1	1000	C1N	10	15:08.899	13.604	1:19.057	10	1:19.784
8	684	Ralph STURROCK	Citroen C1	1000	C1N	10	15:08.919	13.624	1:14.924	10	1:15.875
9	61	Ian COCHRANE	Citroen C1	1000	C1	10	15:10.104	14.809	1:19.459	2	1:19.684
10	77	James McCRACKEN	Citroen C1	1000	C1	10	15:10.823	15.528	1:18.813	3	1:19.360
Not classified											
DNF	460	John PROCTOR	Citroen C1	1000	C1	3	11:22.964	DNF	1:30.317	2	7:34.838
DNS	51	Murray SCOTT	Citroen C1	1000	C1N			DNF		0	
DNS	470	Katrina GRAY	Citroen C1	1000	C1			DNF		0	
DNS	6	Kenneth DOCK	Citroen C1	1000	C1			DNF		0	

Announcements

RED FLAG before Leader completed 1 Lap - Race re-started on original Grid over 10 Laps

Car No's 6, 51 & 470 did not take re-start

AMENDED RESULT 15:33 - Car No.684 - Racetime incldues 7 second time penalty - Safety Car infingement

Margin of Victory	Avg. Speed	Best Lap Tm	Best Speed	Best Lap by
0.232	50.942	1:14.924	60.873	684 - Ralph STURROCK

Clerk of the Course**Orbits**

Sig : Time :

Chief Timekeeper : Ian Sharp (SMART Timing)

Results available at www.smart-timing.co.uk and www.speedhive.com

Printed: 08/10/2023 15:39:04

motor
sport
UK**RACE
WITH
RESPECT**

**SMRC Final fling****Scottish C1 Cup****Knockhill 1.267 miles****Race 4 - 1st Race - AMENDED RESULT****08/10/2023 13:50****Race (10 Laps) started at 14:30:04**

Lap	Time of Day	Lap Tm	S1	S2	S3	SFSpd	S2Spd	Lap	Time of Day	Lap Tm	S1	S2	S3	SFSpd	S2Spd
(529) James HITCHEN															
1	14:31:24.620			29.350	22.696	63.5	69.6	1	14:31:49.352			32.553	23.522	62.0	65.2
2	14:32:40.444	1:15.824	24.640	28.417	22.767	63.9	70.3	2	14:33:10.411	1:21.059	26.183	31.404	23.472	62.4	64.8
3	14:33:56.678	1:16.234	24.835	28.635	22.764	64.0	70.3	3	14:34:30.778	1:20.367	26.173	31.048	23.146	62.5	67.1
4	14:35:12.585	1:15.907	24.387	28.664	22.856	61.0	69.3	4	14:35:54.517	1:23.739	26.335	33.496	23.908	60.4	65.3
5	14:36:41.619	1:29.034	29.604	34.174	25.256	52.3	65.1	5	14:37:21.073	1:26.556	28.402	34.063	24.091	61.5	65.9
6	14:38:42.197	2:00.578	40.297	47.361	32.920	40.3	48.5	6	14:38:55.411	1:34.338	31.114	39.499	23.725	61.2	66.3
7	14:40:44.993	2:02.796	40.798	49.973	32.025	44.2	44.2	7	14:40:53.895	1:58.484	34.952	50.143	33.389	47.7	37.0
8	14:42:27.683	1:42.690	36.043	39.570	27.077	64.2	57.1	8	14:42:34.087	1:40.192	33.953	39.704	26.535	62.3	67.7
9	14:43:43.157	1:15.474	24.419	28.366	22.689	63.7	70.0	9	14:43:53.871	1:19.784	25.296	30.948	23.540	62.6	68.3
10	14:44:59.324	1:16.167	24.066	29.133	22.968	63.9	69.9	10	14:45:12.928	1:19.057	25.574	30.124	23.359	62.4	67.8
(89) Ross DUNN															
1	14:31:25.321			29.161	22.905	64.4	70.4	(684) Ralph STURROCK							
2	14:32:41.147	1:15.826	24.340	28.620	22.866	64.0	71.0	1	14:31:23.057			28.507	22.862	64.0	70.3
3	14:33:58.401	1:17.254	25.214	29.032	23.008	64.0	70.1	2	14:32:38.932	1:15.875	23.961	29.522	22.392	64.5	70.6
4	14:35:14.627	1:16.226	24.399	28.460	23.367	52.7	70.9	3	14:33:59.287	1:20.355	27.130	29.461	23.764	61.1	65.3
5	14:36:44.341	1:29.714	30.999	34.154	24.561	56.9	66.4	4	14:35:18.491	1:19.204	25.277	30.507	23.420	61.6	65.6
6	14:38:44.136	1:59.795	38.963	48.335	32.497	44.0	43.7	5	14:36:48.011	1:29.520	29.678	33.982	25.860	38.8	62.0
7	14:40:46.776	2:02.640	39.957	50.377	32.306	51.1	47.4	6	14:39:05.828	2:17.817	1:18.572	36.241	23.004	62.7	67.7
8	14:42:28.869	1:42.093	36.070	38.532	27.491	65.2	56.3	7	14:40:56.557	1:50.729	28.458	49.309	32.962	42.7	38.5
9	14:43:44.077	1:15.208	24.394	28.064	22.750	64.2	71.5	8	14:42:34.038	1:37.481	32.673	40.271	24.537	64.3	68.8
10	14:44:59.556	1:15.479	24.357	28.281	22.841	64.4	70.6	9	14:43:51.024	1:16.986	24.557	29.810	22.619	64.8	68.8
(24) Ayden WILSON															
1	14:31:23.535			28.592	22.736	64.2	70.0	10	14:45:05.948	1:14.924	23.933	28.376	22.615	64.9	68.3
2	14:32:39.591	1:16.056	24.158	29.045	22.853	64.5	70.7	(61) Ian COCHRANE							
3	14:33:56.280	1:16.689	25.334	28.500	22.855	63.7	70.0	1	14:31:35.236			32.857	24.619	61.2	66.7
4	14:35:13.544	1:17.264	24.535	29.335	23.394	54.3	70.2	2	14:32:54.695	1:19.459	25.632	30.512	23.315	61.6	67.4
5	14:36:43.403	1:29.859	30.766	33.575	25.518	56.1	67.4	3	14:34:14.532	1:19.837	25.603	29.966	24.268	61.5	67.1
6	14:38:43.153	1:59.750	39.506	47.726	32.518	40.6	46.0	4	14:35:34.416	1:19.884	25.668	30.908	23.308	62.2	68.0
7	14:40:45.877	2:02.724	40.521	49.788	32.415	44.3	44.3	5	14:36:54.245	1:19.829	25.811	30.488	23.530	61.8	68.1
8	14:42:28.496	1:42.619	36.173	38.996	27.450	64.2	58.1	6	14:38:49.879	1:55.634	33.020	49.342	33.272	50.3	44.2
9	14:43:43.428	1:14.932	24.095	28.220	22.617	64.5	71.5	7	14:40:52.926	2:03.047	39.261	50.516	33.270	46.0	40.2
10	14:45:00.130	1:16.702	24.385	29.020	23.297	64.4	69.4	8	14:42:33.802	1:40.876	33.902	39.884	27.090	62.1	67.4
(110) Calum CONWAY															
1	14:31:27.496			29.532	23.404	63.4	67.4	9	14:43:54.449	1:20.647	26.670	30.529	23.448	61.8	68.7
2	14:32:43.998	1:16.502	24.242	28.880	23.380	63.3	68.3	10	14:45:14.133	1:19.684	25.908	30.033	23.743	60.8	68.8
3	14:34:00.890	1:16.892	24.637	29.222	23.033	64.1	69.3	(77) James McCRACKEN							
4	14:35:19.261	1:18.371	24.693	30.223	23.455	60.1	68.3	1	14:31:35.632			32.923	25.428	62.4	66.2
5	14:36:47.883	1:28.622	29.584	33.748	25.290	58.3	61.4	2	14:32:55.418	1:19.786	25.748	30.648	23.390	63.1	68.1
6	14:38:45.544	1:57.661	36.217	48.579	32.865	41.1	46.6	3	14:34:14.231	1:18.313	25.377	30.021	23.415	62.3	69.1
7	14:40:48.727	2:03.183	40.684	49.853	32.646	47.4	42.0	4	14:35:33.591	1:19.360	25.328	30.744	23.288	63.2	67.9
8	14:42:29.455	1:40.728	34.892	38.657	27.179	64.7	56.2	5	14:36:53.025	1:19.434	25.652	30.627	23.155	63.4	67.9
9	14:43:45.084	1:15.629	24.391	28.387	22.851	64.5	70.3	6	14:38:49.461	1:56.436	33.492	49.561	33.383	47.1	43.9
10	14:45:00.673	1:15.589	24.627	28.372	22.590	65.2	70.5	7	14:40:52.239	2:02.778	39.074	50.348	33.356	46.8	38.1
(99) Dan MARTIN															
1	14:31:34.712			30.126	23.599	62.0	68.8	8	14:42:32.834	1:40.595	33.612	39.270	27.713	63.2	66.7
2	14:32:52.199	1:17.487	25.050	29.556	22.881	63.2	69.5	9	14:43:54.434	1:21.600	25.109	32.085	24.406	62.7	67.7
3	14:34:09.301	1:17.102	25.169	29.010	22.923	63.4	68.9	10	14:45:14.852	1:20.418	26.444	30.192	23.782	62.9	70.0
4	14:35:27.574	1:18.273	25.082	29.598	23.593	61.7	69.5	(460) John PROCTOR							
5	14:36:49.571	1:21.997	25.867	31.072	25.058	52.6	59.5	1	14:32:21.838			1:17.593	27.553	58.4	59.8
6	14:38:47.427	1:57.856	35.911	49.129	32.816	48.3	45.0	2	14:33:52.155	1:30.317	28.920	35.396	26.001	59.6	64.1
7	14:40:50.383	2:02.956	40.102	50.385	32.469	47.0	39.4	3	14:41:26.993	7:34.838	29.238	6:22.634	42.966	21.5	38.8
8	14:42:30.954	1:40.571	34.505	38.943	27.123	64.6	58.9	(117) Marc NISBET							
9	14:43:47.197	1:16.243	24.417	29.021	22.805	64.0	70.1								
10	14:45:03.214	1:16.017	24.545	28.717	22.755	63.9	70.3								
(1) Sam CORSON															
1	14:31:22.549			28.700	22.549	64.5	70.8								
2	14:32:37.576	1:15.027	24.162	28.173	22.692	64.5	70.5								
3	14:34:00.183	1:22.607	30.957	28.818	22.832	64.6	69.8								
4	14:35:26.430	1:26.247	24.682	38.242	23.323	64.0	66.9								
5	14:36:48.575	1:22.145	24.338	32.623	25.184	55.0	58.7								
6	14:38:46.453	1:57.878	36.152	48.992	32.734	46.6	45.0								
7	14:40:49.507	2:03.054	40.403	50.309	32.342	48.9	38.7								
8	14:42:30.409	1:40.902	34.722	39.176	27.004	65.8	58.9								
9	14:43:52.601	1:22.192	23.803	35.718	22.671	64.8	69.9								
10	14:45:07.734	1:15.133	23.832	28.447	22.854	63.5	70.9								

Clerk of the Course

Orbits

Sig : Time :

Chief Timekeeper : Ian Sharp (SMART Timing)

Results available at www.smart-timing.co.uk and www.speedhive.com

Printed: 08/10/2023 15:39:41

motor
sport
UKRACE
WITH
RESPECT



SMRC Final fling

Lapchart


Scottish C1 Cup

Knockhill 1.267 miles

Race 4 - 1st Race

08/10/2023 13:50

Race (10 Laps) started at 14:30:04



Competitors	Laps									
	1	2	3	4	5	6	7	8	9	10
Sam CORSON (1)	1	1	24	529	529	529	529	529	529	529
Ralph STURROCK (684)	2	684	684	529	24	24	24	24	24	89
Ayden WILSON (24)	3	24	24	89	89	89	89	89	89	24
James HITCHEN (529)	4	529	529	684	684	110	110	110	110	110
Ross DUNN (89)	5	89	89	1	110	684	1	1	1	99
Calum CONWAY (110)	6	110	110	110	1	1	99	99	99	684
Dan MARTIN (99)	7	99	99	99	99	99	77	77	77	1
Ian COCHRANE (61)	8	61	61	77	77	77	61	61	61	117
James McCracken (77)	9	77	77	61	61	61	117	117	684	77
Marc NISBET (117)	10	117	117	117	117	117	684	684	117	61
John PROCTOR (460)	11	460	460	460						
-	12									
-	13									
-	14									

Clerk of the Course

Orbits

Sig : Time :
 Chief Timekeeper : Ian Sharp (SMART Timing)
 Results available at www.smart-timing.co.uk and www.speedhive.com
 Printed: 08/10/2023 14:47:45



motor sport UK

RACE WITH RESPECT



SMRC Final fling

Scottish C1 Cup

Knockhill 1.267 miles

Race 8 - 2nd Race - AMENDED GRID

08/10/2023 16:00

Race (10 Laps)

Top 7 from Race 1 reversed

POLE POSITION

2	1 Sam CORSON
4	110 Calum CONWAY
6	89 Ross DUNN
8	684 Ralph STURROCK
10	77 James McCRACKEN
12	51 Murray SCOTT
14	6 Kenneth DOCK

1	117 Marc NISBET
3	99 Dan MARTIN
5	24 Ayden WILSON
7	529 James HITCHEN
9	61 Ian COCHRANE
11	460 John PROCTOR
13	470 Katrina GRAY

1
2
3
4
5
6
7

Clerk of the Course

Orbits

Sig : Time :
Chief Timekeeper : Ian Sharp (SMART Timing)
Results available at www.smart-timing.co.uk and www.speedhive.com



motor sport UK

RACE WITH RESPECT

SMRC Final fling
Sorted on Laps

Scottish Mini Cooper Cup

Knockhill 1.267 miles

Race 5 - 2nd Race

08/10/2023 14:30

Race (12 Laps) started at 15:09:09

Pos	No.	Name	Make/Model	CC	Class	Laps	Total Tm	Diff	Best Tm	In Lap	2nd Best
1	77	Ashleigh MORRIS	Mini Cooper R53	1600S	Gue	12	12:59.743		1:03.998	9	1:04.010
2	97	Jamie BLAKE	Mini Cooper R53	1600S	R53	12	13:00.541	0.798	1:04.016	7	1:04.105
3	95	Craig BLAKE	Mini Cooper R53	1600S	R53	12	13:05.572	5.829	1:04.258	6	1:04.260
4	14	Rich FLETT	Mini Cooper R53	1600S	R53	12	13:21.975	22.232	1:05.709	6	1:05.718
5	91	Robbie DALGLEISH	Mini Cooper	1600	SM	12	13:39.050	39.307	1:06.970	2	1:07.224
6	65	Jack IRVINE	Mini Cooper	1600	SM	12	13:41.339	41.596	1:07.386	3	1:07.476
7	70	Oliver MORTIMER	Mini Cooper	1600	SM	12	13:43.627	43.884	1:07.562	9	1:07.695
8	22	Finn MACHE	Mini Cooper	1600	SM	12	13:46.288	46.545	1:07.376	12	1:07.776
9	18	Daniel PATTERSON	Mini Cooper	1600	SM	12	13:50.235	50.492	1:07.568	9	1:07.818
10	23	Ian MUNRO	Mini Cooper	1600	SM	12	13:52.991	53.248	1:08.100	6	1:08.267
11	25	Chad LITTLE	Mini Cooper	1600	SM	12	13:54.724	54.981	1:07.038	4	1:07.113
12	19	Jack BARNET	Mini Cooper	1600	SMN	12	14:27.654	1:27.911	1:08.923	11	1:09.348
13	333	Ewan ROBERTSON	Mini Cooper	1600	SM	11	13:07.812	1 Lap	1:09.956	6	1:10.245
14	88	Barry HOLMES	Mini Cooper	1600	SM	11	13:11.939	1 Lap	1:10.464	8	1:10.553
15	80	Ross FOSTER	Mini Cooper	1600	SMN	11	13:13.181	1 Lap	1:10.364	11	1:10.717
16	46	Blair DRYBURGH	Mini Cooper	1600	Gue	11	13:14.445	1 Lap	1:10.276	11	1:10.441
Not classified											
DNS	27	Martin WIJETUNGA	Mini Cooper	1600	SMN			DNS		0	

Margin of Victory	Avg. Speed	Best Lap Tm	Best Speed	Best Lap by
0.798	70.190	1:03.998	71.265	77 - Ashleigh MORRIS

Clerk of the Course

Orbits

Sig : Time :
 Chief Timekeeper : Ian Sharp (SMART Timing)
 Results available at www.smart-timing.co.uk and www.speedhive.com



SMRC Final fling

Scottish Mini Cooper Cup

Race 5 - 2nd Race

Race (12 Laps) started at 15:09:09

Knockhill 1.267 miles

08/10/2023 14:30

Lap	Time of Day	Lap Tm	S1	S2	S3	SFSpd	S2Spd	Lap	Time of Day	Lap Tm	S1	S2	S3	SFSpd	S2Spd
(77) Ashleigh MORRIS															
1	15:10:20.595			25.526	18.959	88.5	95.2	3	15:12:38.235	1:07.386	21.944	25.444	19.998	75.5	82.4
2	15:11:25.056	1:04.461	20.859	24.660	18.942	89.0	95.5	4	15:13:45.711	1:07.476	21.863	25.624	19.989	75.7	82.2
3	15:12:30.015	1:04.959	21.097	24.855	19.007	87.6	95.5	5	15:14:53.463	1:07.752	21.976	25.893	19.883	75.7	81.8
4	15:13:34.873	1:04.858	21.273	24.742	18.843	87.8	94.4	6	15:16:01.378	1:07.915	22.026	25.941	19.948	75.7	81.9
5	15:14:39.105	1:04.232	20.925	24.568	18.739	86.0	95.5	7	15:17:09.206	1:07.828	21.960	25.840	20.028	76.0	81.8
6	15:15:43.115	1:04.010	20.951	24.458	18.601	88.0	95.1	8	15:18:18.085	1:08.879	22.040	26.730	20.109	75.6	81.8
7	15:16:47.270	1:04.155	21.074	24.406	18.675	88.0	94.5	9	15:19:26.278	1:08.193	21.941	25.999	20.253	74.2	82.5
8	15:17:51.674	1:04.404	20.860	24.659	18.885	86.8	95.3	10	15:20:34.830	1:08.552	22.789	25.826	19.937	75.5	82.1
9	15:18:55.672	1:03.998	20.519	24.818	18.661	87.8	95.3	11	15:21:42.554	1:07.724	21.725	25.912	20.087	75.1	81.6
10	15:20:00.050	1:04.378	20.643	24.896	18.839	86.7	94.7	12	15:22:50.696	1:08.142	22.043	26.137	19.962	75.4	81.7
11	15:21:04.876	1:04.826	21.280	24.790	18.756	86.4	95.2	(70) Oliver MORTIMER							
12	15:22:09.100	1:04.224	20.985	24.642	18.597	86.4	96.0	1	15:10:24.686			27.333	20.531	74.6	81.3
(97) Jamie BLAKE															
1	15:10:18.144			25.417	18.599	87.7	93.7	2	15:11:32.567	1:07.881	22.121	25.721	20.039	74.6	81.7
2	15:11:22.397	1:04.253	21.162	24.175	18.916	84.6	93.6	3	15:12:40.473	1:07.906	21.820	25.431	20.655	74.5	82.1
3	15:12:28.495	1:06.098	21.501	24.802	19.795	85.3	77.7	4	15:13:48.676	1:08.203	22.330	25.853	20.020	75.3	82.1
4	15:13:33.257	1:04.762	21.493	24.788	18.481	86.8	92.7	5	15:14:56.852	1:08.176	21.915	26.130	20.131	74.7	81.1
5	15:14:37.898	1:04.641	21.476	24.458	18.707	85.3	92.6	6	15:16:05.102	1:08.250	22.124	25.954	20.172	73.6	81.2
6	15:15:42.306	1:04.408	21.140	24.334	18.934	84.4	91.6	7	15:17:13.287	1:08.185	22.143	25.957	20.085	74.8	81.3
7	15:16:46.322	1:04.016	20.928	24.419	18.669	86.3	92.2	8	15:18:21.439	1:08.152	21.958	26.103	20.091	74.3	80.5
8	15:17:51.890	1:05.568	21.182	25.189	19.197	84.6	91.7	9	15:19:29.001	1:07.562	21.901			74.4	
9	15:18:56.342	1:04.452	20.836	24.547	19.069	86.7	93.5	10	15:20:37.589	1:08.588	22.642	1:34.217	20.032	74.3	81.7
10	15:20:00.447	1:04.105	20.549	24.578	18.978	86.1	92.2	11	15:21:45.289	1:07.700	21.956	25.724	20.020	74.4	81.6
11	15:21:05.488	1:05.041	21.454	24.487	19.100	84.8	93.7	12	15:22:52.984	1:07.695	21.927	25.715	20.053	73.7	81.9
12	15:22:09.898	1:04.410	20.664	24.894	18.852	84.7	92.8	(22) Finn MACHE							
(95) Craig BLAKE															
1	15:10:17.878			25.062	18.819	85.7	92.3	1	15:10:26.458			27.670	20.656	74.7	80.6
2	15:11:22.278	1:04.400	21.055	24.331	19.014	83.9	92.6	2	15:11:34.545	1:08.087	22.105	25.796	20.186	75.7	82.0
3	15:12:28.202	1:05.924	21.103	25.159	19.662	81.8	73.4	3	15:12:43.017	1:08.472	22.246	26.076	20.150	75.1	82.1
4	15:13:33.033	1:04.831	21.459	24.820	18.552	84.1	91.1	4	15:13:50.909	1:07.892	21.936	25.988	19.968	75.1	82.1
5	15:14:37.675	1:04.642	21.346	24.574	18.722	83.4	91.7	5	15:14:59.842	1:08.933	22.214	26.466	20.253	74.8	81.0
6	15:15:41.933	1:04.258	21.025	24.503	18.730	82.5	91.9	6	15:16:08.193	1:08.351	22.010	26.083	20.258	74.9	81.4
7	15:16:46.193	1:04.260	21.028	24.452	18.780	84.5	91.9	7	15:17:16.066	1:07.873	21.992	25.873	20.008	75.4	82.0
8	15:17:53.775	1:07.582	23.002	25.905	18.675	83.5	90.9	8	15:18:24.323	1:08.257	22.078	26.052	20.127	74.7	81.5
9	15:18:58.143	1:04.368	20.718	25.193	18.457	84.3	89.6	9	15:19:32.456	1:08.133	22.216	25.936	19.981	75.2	82.0
10	15:20:02.840	1:04.697	20.990	24.776	18.931	82.5	91.1	10	15:20:40.493	1:08.037	22.069	25.756	20.212	74.8	82.1
11	15:21:09.430	1:06.590	21.474	26.291	18.825	80.8	90.4	11	15:21:48.269	1:07.776	22.075	25.704	19.997	74.9	81.6
12	15:22:14.929	1:05.499	21.208	25.109	19.182	78.3	90.0	12	15:22:55.645	1:07.376	21.781	25.613	19.982	74.6	81.6
(14) Rich FLETT															
1	15:10:20.894					86.7		(22) Daniel PATTERSON							
2	15:11:27.767	1:06.873	22.194			86.4		1	15:10:27.034			26.996	20.902	76.6	82.1
3	15:12:33.764	1:05.997	21.812			86.3		2	15:11:35.306	1:08.272	22.070	25.806	20.396	75.9	82.6
4	15:13:40.608	1:06.844	21.893			86.0		3	15:12:44.284	1:08.978	22.268	25.978	20.732	76.0	83.8
5	15:14:46.998	1:06.390	21.879			86.5		4	15:13:52.542	1:08.258	22.006	25.764	20.488	76.3	83.7
6	15:15:52.707	1:05.709	21.748			86.1		5	15:15:01.555	1:09.013	22.821	25.720	20.472	75.7	83.7
7	15:16:58.765	1:06.058	21.963			86.4		6	15:16:09.373	1:07.818	22.130	25.433	20.255	76.4	83.6
8	15:18:04.483	1:05.718	21.746			85.1		7	15:17:18.050	1:08.677	22.087	26.182	20.408	75.7	82.0
9	15:19:11.575	1:07.092	22.160			84.5		8	15:18:26.813	1:08.763	21.893	26.627	20.243	75.8	80.9
10	15:20:18.233	1:06.658	21.763			84.8		9	15:19:34.381	1:07.568	22.055	25.562	19.951	76.0	82.6
11	15:21:24.550	1:06.317	21.874			85.3		10	15:20:43.286	1:08.905	22.393	26.174	20.338	76.3	82.7
12	15:22:31.332	1:06.782	21.908			84.9		11	15:21:51.172	1:07.886	22.010	25.655	20.221	75.5	83.0
(91) Robbie DALGLEISH															
1	15:10:24.223			26.917	20.350	75.0	82.4	12	15:22:59.592	1:08.420	22.338	25.807	20.275	75.6	82.4
2	15:11:31.193	1:06.970	21.828	25.209	19.933	75.5	83.4	(23) Ian MUNRO							
3	15:12:39.310	1:08.117	21.938	25.634	20.545	71.7	82.3	1	15:10:26.004			27.980	20.610	76.0	81.5
4	15:13:46.992	1:07.682	22.162	25.589	19.931	74.9	82.4	2	15:11:34.485	1:08.481	22.361	25.823	20.297	73.8	83.5
5	15:14:54.216	1:07.224	21.759	25.539	19.926	75.5	82.3	3	15:12:43.627	1:09.142	22.895	25.920	20.327	76.2	83.3
6	15:16:01.705	1:07.489	21.777	25.739	19.973	75.5	81.9	4	15:13:52.047	1:08.420	22.030	26.123	20.267	75.6	83.2
7	15:17:09.447	1:07.742	21.889	25.873	19.980	75.6	81.7	5	15:15:00.796	1:08.749	22.039	26.413	20.297	76.1	82.7
8	15:18:17.745	1:08.298	22.056	26.260	19.982	74.5	81.9	6	15:16:08.896	1:08.100	22.021	25.749	20.330	76.1	83.0
9	15:19:25.305	1:07.560	21.998	25.596	19.966	74.5	81.7	7	15:17:18.295	1:09.399	21.961	26.688	20.750	76.7	81.4
10	15:20:32.999	1:07.694	21.949	25.708	20.037	75.0	81.5	8	15:18:27.549	1:09.254	22.068	26.562	20.624	75.5	82.0
11	15:21:40.405	1:07.406	21.742	25.612	20.052	74.7	81.7	9	15:19:36.062	1:08.513	22.245	26.053	20.215	75.2	83.3
12	15:22:48.407	1:08.002	22.037	25.556	20.409										

SMRC Final fling

Scottish Mini Cooper Cup

Knockhill 1.267 miles

Race 5 - 2nd Race

08/10/2023 14:30

Race (12 Laps) started at 15:09:09

Lap	Time of Day	Lap Tm	S1	S2	S3	SFSpd	S2Spd	Lap	Time of Day	Lap Tm	S1	S2	S3	SFSpd	S2Spd
7	15:17:10.262	1:07.446	21.889	25.524	20.033	75.0	82.7								
8	15:18:18.651	1:08.389	22.134	26.123	20.132	75.5	82.5								
9	15:19:26.263	1:07.612	21.882	25.687	20.043	74.7	83.5								
10	15:20:43.255	1:16.992	28.716	26.839	21.437	72.1	76.0								
11	15:21:54.400	1:11.145	23.108	27.189	20.848	75.1	79.0								
12	15:23:04.081	1:09.681	22.534	26.346	20.801	69.7	80.2								

(19) Jack BARNET

1	15:10:29.626			28.319	20.402	76.8	82.2
2	15:11:40.534	1:10.908	23.111	27.111	20.686	74.8	82.6
3	15:12:50.899	1:10.365	23.249	27.153	19.963	75.6	83.4
4	15:14:01.691	1:10.792	23.349	27.051	20.392	74.6	82.3
5	15:15:11.785	1:10.094	22.961			74.0	
6	15:16:21.257	1:09.472	22.818	1:36.549	20.056	73.9	81.3
7	15:17:31.162	1:09.905	22.764	26.871	20.270	74.2	81.9
8	15:18:41.310	1:10.148	23.323	26.859	19.966	74.7	
9	15:19:50.658	1:09.348	22.786	26.590	19.972	74.6	82.2
10	15:21:00.067	1:09.409	22.824	26.607	19.978	74.4	82.2
11	15:22:08.990	1:08.923	22.484	26.571	19.868	75.4	81.9
12	15:23:37.011	1:28.021	24.327	32.466	31.228	27.4	55.5

(333) Ewan ROBERTSON

1	15:10:27.888			28.331	21.081	75.7	81.0
2	15:11:39.149	1:11.261	23.308	26.873	21.080	75.1	81.8
3	15:12:50.424	1:11.275	23.044	27.180	21.051	74.5	81.4
4	15:14:02.022	1:11.598	23.068	27.399	21.131	74.8	81.2
5	15:15:12.803	1:10.781	23.308	27.080	20.393	74.7	81.9
6	15:16:22.759	1:09.956	22.929	26.639	20.388	74.6	81.8
7	15:17:33.004	1:10.245	22.608	27.199	20.438	74.2	81.4
8	15:18:44.015	1:11.011	22.828	26.784	21.399	74.5	81.9
9	15:19:55.175	1:11.160	23.086	26.925	21.149	74.2	81.0
10	15:21:06.089	1:10.914	22.700	27.086	21.128	74.5	81.2
11	15:22:17.169	1:11.080	23.242	26.760	21.078	74.4	81.4

(88) Barry HOLMES

1	15:10:28.705			27.527	21.248	74.8	81.5
2	15:11:39.977	1:11.272	23.492	27.028	20.752	74.9	81.6
3	15:12:51.568	1:11.591	23.158	27.462	20.971	74.2	81.5
4	15:14:03.331	1:11.763	23.313	27.805	20.645	74.6	80.7
5	15:15:15.387	1:12.056	23.301	27.760	20.995	74.3	80.6
6	15:16:26.228	1:10.841	23.056	27.221	20.564	74.7	80.5
7	15:17:37.223	1:10.995	23.050	27.324	20.621	74.3	80.5
8	15:18:47.687	1:10.464	22.914	26.996	20.554	74.5	81.2
9	15:19:58.240	1:10.553	23.050	26.851	20.652	74.5	81.2
10	15:21:10.635	1:12.395	24.376	27.240	20.779	75.0	80.5
11	15:22:21.296	1:10.661	22.922	27.154	20.585	74.5	80.9

(80) Ross FOSTER

1	15:10:29.778			28.141	20.956	73.9	81.4
2	15:11:41.471	1:11.693	23.782	26.938	20.973	75.1	81.5
3	15:12:53.082	1:11.611	23.112	27.778	20.721	74.5	81.0
4	15:14:04.990	1:11.908	23.460	27.400	21.048	75.0	80.7
5	15:15:16.101	1:11.111	23.123	27.079	20.909	74.9	81.4
6	15:16:27.223	1:11.122	23.066	27.525	20.531	74.3	81.1
7	15:17:39.212	1:11.989	23.662	27.639	20.688	74.6	81.1
8	15:18:50.282	1:11.070	23.157	27.507	20.406	74.5	80.7
9	15:20:01.457	1:11.175	22.803	26.949	21.423	74.2	81.1
10	15:21:12.174	1:10.717	22.596	27.629	20.492	75.0	81.1
11	15:22:22.538	1:10.364	22.687	27.250	20.427	75.1	81.1

(46) Blair DRYBURGH

1	15:10:30.029					74.2	
2	15:11:42.006	1:11.977	24.330			75.7	
3	15:12:54.164	1:12.158	23.200			75.4	
4	15:14:05.739	1:11.575	23.223			74.9	
5	15:15:17.105	1:11.366	23.078			74.3	
6	15:16:28.383	1:11.278	22.995			74.7	
7	15:17:39.878	1:11.495	23.080			74.6	
8	15:18:51.084	1:11.206	23.299			74.4	
9	15:20:03.085	1:12.001	23.194			74.3	
10	15:21:13.526	1:10.441	22.985			74.6	
11	15:22:23.802	1:10.276	22.740			74.2	

Clerk of the Course

Orbits

Sig : Time :
 Chief Timekeeper : Ian Sharp (SMART Timing)
 Results available at www.smart-timing.co.uk and www.speedhive.com



SMRC Final fling
Lapchart
Scottish Mini Cooper Cup
Knockhill 1.267 miles
Race 5 - 2nd Race
08/10/2023 14:30
Race (12 Laps) started at 15:09:09


Competitors	Laps												
	1	2	3	4	5	6	7	8	9	10	11	12	
Craig BLAKE (95)	1	95	95	95	95	95	95	95	77	77	77	77	77
Jamie BLAKE (97)	2	97	97	97	97	97	97	97	97	97	97	97	97
Ashleigh MORRIS (77)	3	77	77	77	77	77	77	77	95	95	95	95	95
Rich FLETT (14)	4	14	14	14	14	14	14	14	14	14	14	14	14
Jack IRVINE (65)	5	65	65	65	65	65	65	65	91	91	91	91	91
Robbie DALGLEISH (91)	6	91	91	91	91	91	91	91	65	25	65	65	65
Oliver MORTIMER (70)	7	70	70	25	25	25	25	25	25	65	70	70	70
Chad LITTLE (25)	8	25	25	70	70	70	70	70	70	22	22	22	22
Ian MUNRO (23)	9	23	23	22	22	22	22	22	22	22	25	18	18
Finn MACHE (22)	10	22	22	23	23	23	23	18	18	18	18	23	23
Daniel PATTERSON (18)	11	18	18	18	18	18	18	23	23	23	23	25	25
Ewan ROBERTSON (333)	12	333	333	333	19	19	19	19	19	19	19	19	19
Barry HOLMES (88)	13	88	88	19	333	333	333	333	333	333	333	333	333
Jack BARNET (19)	14	19	19	88	88	88	88	88	88	88	88	88	88
Ross FOSTER (80)	15	80	80	80	80	80	80	80	80	80	80	80	80
Blair DRYBURGH (46)	16	46	46	46	46	46	46	46	46	46	46	46	46
-	17												

Clerk of the Course
Orbits

Sig : _____ **Time :** _____
Chief Timekeeper : Ian Sharp (SMART Timing)
Results available at www.smart-timing.co.uk and www.speedhive.com
Printed: 08/10/2023 15:26:03


**motor
sport
UK**
**RACE
WITH
RESPECT**



Bulletin No. _____

SMRC Final fling


Scottish Mini Cooper Cup

Knockhill 1.267 miles

Race 9 - 3rd Race

08/10/2023 16:25

Race (9 Laps)



Top 5 from Race 2 reversed

POLE POSITION

2	22 Finn MACHE
4	65 Jack IRVINE
6	23 Ian MUNRO
8	19 Jack BARNET
10	88 Barry HOLMES
12	46 Blair DRYBURGH

1	18 Daniel PATTERSON
3	70 Oliver MORTIMER
5	91 Robbie DALGLEISH
7	25 Chad LITTLE
9	333 Ewan ROBERTSON
11	80 Ross FOSTER
13	27 Martin WIJETUNGA

1
2
3
4
5
6
7

Clerk of the Course Orbits

Sig : Time :
Chief Timekeeper : Ian Sharp (SMART Timing)
Results available at www.smart-timing.co.uk and www.speedhive.com

Printed: 08/10/2023 15:29:34



SMRC Final fling

Sorted on Laps

Scottish Fiesta ST Cup

Knockhill 1.267 miles

Race 6 - 2nd Race

08/10/2023 14:55

Race (10 Laps) started at 15:31:49

Pos	No.	Name	Make/Model	CC	Class	Laps	Total Tm	Diff	Best Tm	In Lap	2nd Best
1	31	Broddy ORR	Ford Fiesta ST	2000	ST	10	11:24.180		1:07.473	10	1:07.717
2	62	Liam McGILL	Ford Fiesta ST	2000	ST	10	11:25.096	0.916	1:06.674	8	1:06.754
3	68	Arran WARD	Ford Fiesta ST	2000	ST	10	11:32.200	8.020	1:08.261	8	1:08.521
4	88	John SHERIDAN	Ford Fiesta ST	2000	ST	10	11:36.487	12.307	1:08.759	7	1:08.849
5	5	Lorn MURRAY	Ford Fiesta ST	2000	STC	10	11:37.121	12.941	1:08.942	10	1:09.004
6	35	Andrew MACKIE	Ford Fiesta ST	2000	ST	10	11:38.094	13.914	1:08.578	5	1:08.699
7	147	Gerry HENDRY	Ford Fiesta ST	2000	ST	10	11:38.303	14.123	1:07.965	7	1:07.990
8	21	Kieren PREEDY	Ford Fiesta ST	2000	STC	10	11:39.392	15.212	1:08.553	6	1:08.570
9	24	Steven GRAY	Ford Fiesta ST	2000	ST	10	11:43.176	18.996	1:08.504	9	1:08.936
10	61	Peter CRUICKSHANK	Ford Fiesta ST	2000	ST	10	11:52.857	28.677	1:09.349	9	1:09.814
11	7	Stuart MURRAY	Ford Fiesta ST	2000	STC	10	11:57.345	33.165	1:10.233	6	1:10.463
12	83	Sophie KINGHORN	Ford Fiesta ST	2000	STC	10	11:58.138	33.958	1:10.134	4	1:10.295
13	23	Lucy HALES-MAVER	Ford Fiesta ST	2000	ST	10	12:15.583	51.403	1:11.684	9	1:11.686

Margin of Victory

Avg. Speed

Best Lap Tm

Best Speed

Best Lap by

0.916

66.661

1:06.674

68.405

62 - Liam McGILL

Clerk of the Course

Orbits

Sig : Time :
 Chief Timekeeper : Ian Sharp (SMART Timing)
 Results available at www.smart-timing.co.uk and www.speedhive.com



SMRC Final fling

Scottish Fiesta ST Cup

Knockhill 1.267 miles

Race 6 - 2nd Race

08/10/2023 14:55

Race (10 Laps) started at 15:31:49

Lap	Time of Day	Lap Tm	S1	S2	S3	SFSpd	S2Spd	Lap	Time of Day	Lap Tm	S1	S2	S3	SFSpd	S2Spd
(31) Broddy ORR															
1	15:33:02.088			26.700	19.941	79.1	84.6	1	15:33:12.046				19.814	80.9	86.3
2	15:34:10.748	1:08.660	22.200	26.529	19.931	79.2	85.6	2	15:34:20.731	1:08.685	22.029	26.915	19.741	80.3	87.2
3	15:35:19.139	1:08.391	21.936	26.495	19.960	79.0	85.2	3	15:35:29.819	1:09.088	22.346	27.230	19.512	81.7	86.4
4	15:36:26.996	1:07.857	21.905	26.100	19.852	78.8	85.8	4	15:36:38.031	1:08.212	21.608	26.579	20.025	81.0	89.1
5	15:37:34.993	1:07.997	21.818	26.310	19.869	79.0	85.4	5	15:37:47.749	1:09.718	22.248	26.882	20.588	80.4	85.6
6	15:38:42.916	1:07.923	21.776	26.340	19.807	78.9	85.3	6	15:38:55.750	1:08.001	21.942	26.482	19.577	81.5	88.0
7	15:39:50.633	1:07.717	21.772	26.312	19.633	79.3	85.2	7	15:40:03.715	1:07.965	21.797	26.670	19.498	81.0	87.4
8	15:40:58.843	1:08.210	21.782	26.690	19.738	79.1	84.2	8	15:41:11.705	1:07.990	21.824	26.382	19.784	81.1	88.0
9	15:42:06.704	1:07.861	21.926	26.261	19.674	79.1	85.3	9	15:42:19.972	1:08.267	21.849	26.315	20.103	80.6	88.1
10	15:43:14.177	1:07.473	21.655	26.190	19.628	79.5	84.8	10	15:43:28.300	1:08.328	22.420	26.222	19.686	80.8	88.1
(62) Liam McGill															
1	15:33:08.535					81.0		1	15:33:05.725			27.662	19.999	81.0	87.0
2	15:34:17.445	1:08.910	22.136			77.8		2	15:34:15.333	1:09.608	22.738	26.948	19.922	81.2	87.4
3	15:35:25.133	1:07.688	21.701			81.4		3	15:35:24.679	1:09.346	22.627	26.890	19.829	81.2	88.2
4	15:36:33.493	1:08.360	22.642			80.6		4	15:36:35.312	1:10.633	23.639	27.109	19.885	80.4	86.9
5	15:37:40.710	1:07.217	21.399			79.8		5	15:37:43.882	1:08.570	21.954	26.937	19.679	80.2	86.8
6	15:38:47.700	1:06.990	21.482			79.0		6	15:38:52.435	1:08.553	22.038	26.897	19.618	80.9	87.3
7	15:39:54.701	1:07.001	21.591			79.7		7	15:40:01.258	1:08.823	22.209	26.909	19.705	80.4	87.0
8	15:41:01.375	1:06.674	21.406			80.1		8	15:41:09.919	1:08.661	22.280	26.715	19.666	80.8	87.5
9	15:42:08.129	1:06.754	21.497			79.7		9	15:42:19.550	1:09.631	22.442	27.069	20.120	80.2	87.5
10	15:43:15.093	1:06.964	21.420			79.4		10	15:43:29.389	1:09.839	23.179	26.894	19.766	80.1	87.3
(68) Arran WARD															
1	15:33:02.947			27.108	19.692	80.1	85.9	1	15:33:06.797			28.081	20.302	81.4	87.3
2	15:34:12.370	1:09.423	22.662	26.876	19.885	80.6	86.4	2	15:34:17.690	1:10.893	22.937	27.590	20.366	82.5	84.8
3	15:35:21.341	1:08.971	22.385	26.788	19.798	80.1	86.1	3	15:35:27.977	1:10.287	22.682	27.157	20.448	80.4	87.2
4	15:36:30.017	1:08.676	22.176	26.605	19.895	79.5	86.3	4	15:36:37.483	1:09.506	22.495	27.024	19.987	80.5	87.4
5	15:37:38.678	1:08.661	22.093	26.570	19.998	80.3	86.3	5	15:37:47.638	1:10.155	22.422	27.319	20.414	80.6	86.5
6	15:38:48.298	1:09.620	22.025	26.727	20.868	79.0	85.7	6	15:38:57.406	1:09.768	22.793	26.921	20.054	80.8	87.6
7	15:39:56.819	1:08.521	22.182	26.572	19.767	79.4	86.5	7	15:40:06.342	1:08.936	22.302	26.674	19.960	81.0	87.3
8	15:41:05.080	1:08.261	21.846	26.659	19.756	79.5	86.1	8	15:41:15.594	1:09.252	22.314			80.5	
9	15:42:13.617	1:08.537	22.103	26.766	19.668	79.9	85.8	9	15:42:24.098	1:08.504	22.230	1:35.547	19.895	81.1	87.7
10	15:43:22.197	1:08.580	21.903	27.026	19.651	80.0	85.8	10	15:43:33.173	1:09.075	22.339			80.6	
(88) John SHERIDAN															
1	15:33:04.622			27.547	19.845	79.8	85.8	1	15:33:07.633			27.962	20.590	80.0	85.6
2	15:34:14.553	1:09.931	22.447	27.608	19.876	79.8	86.8	2	15:34:19.947	1:12.314	23.708	27.771	20.835	78.9	84.8
3	15:35:23.580	1:09.027	22.208	26.919	19.900	79.1	85.7	3	15:35:31.068	1:11.121	22.798	28.033	20.290	79.2	84.1
4	15:36:32.534	1:08.954	22.198	26.899	19.857	79.2	85.6	4	15:36:41.383	1:10.315	22.536	27.500	20.279	78.0	84.4
5	15:37:41.727	1:09.193	22.041	27.341	19.811	79.2	85.9	5	15:37:51.447	1:10.064	22.855	27.107	20.102	77.9	85.1
6	15:38:50.576	1:08.849	22.130	26.957	19.762	79.3	85.6	6	15:39:02.008	1:10.561	23.073	27.413	20.075	79.1	85.1
7	15:39:59.335	1:08.759	22.062	27.013	19.684	79.2	85.8	7	15:40:11.822	1:09.814	22.731	27.036	20.047	78.8	85.1
8	15:41:08.348	1:09.013	22.122	27.215	19.676	78.8	85.3	8	15:41:22.508	1:10.686	23.077	27.384	20.225	78.8	84.9
9	15:42:17.491	1:09.143	21.854	27.372	19.917	78.3	84.4	9	15:42:31.857	1:09.349	22.483	26.797	20.069	78.8	85.3
10	15:43:26.484	1:08.993	22.378	26.704	19.911	78.4	85.5	10	15:43:42.854	1:10.997	22.851	27.370	20.776	78.0	85.2
(5) Lorn MURRAY															
1	15:33:03.979			27.110	20.131	78.7	85.8	1	15:33:08.737			27.862	21.033	80.3	85.8
2	15:34:13.202	1:09.223	22.174	26.687	20.362	78.7	86.3	2	15:34:20.329	1:11.592	23.354	27.392	20.846	79.8	85.3
3	15:35:22.213	1:09.011	22.327	26.699	19.985	79.1	86.1	3	15:35:31.683	1:11.354	23.480	27.443	20.431	80.4	86.8
4	15:36:31.493	1:09.280	22.132	27.103	20.045	78.4	84.7	4	15:36:42.206	1:10.523	23.136	27.109	20.278	79.8	86.3
5	15:37:41.055	1:09.562	22.047	26.935	20.580	79.1	85.8	5	15:37:54.039	1:11.833	22.982	27.220	21.631	78.0	86.1
6	15:38:51.138	1:10.083	23.058	27.146	19.879	78.5	86.5	6	15:39:04.272	1:10.233	22.904	27.097	20.232	80.4	86.9
7	15:40:00.142	1:09.004	22.215	26.762	20.027	78.8	86.7	7	15:40:15.304	1:11.032	23.311	27.452	20.269	79.5	84.7
8	15:41:09.162	1:09.020	22.220	26.625	20.175	79.0	85.9	8	15:41:26.301	1:10.997	23.245	27.348	20.404	79.0	85.3
9	15:42:18.176	1:09.014	22.133	26.998	19.883	79.0	86.1	9	15:42:36.879	1:10.578	22.939	27.295	20.344	79.2	85.4
10	15:43:27.118	1:08.942	22.087	26.991	19.864	78.4	86.5	10	15:43:47.342	1:10.463	22.997	27.014	20.452	79.9	86.1
(83) Sophie KINGHORN															
1	15:33:10.195							1	15:33:10.195			29.098	20.702	79.5	84.7
2	15:34:21.862	1:11.667	23.414	27.743	20.510	79.4	85.7	2	15:34:21.862	1:11.667	23.414	27.743	20.510	79.4	85.7
3	15:35:32.926	1:11.064	23.223	27.503	20.338	79.3	85.1	3	15:35:32.926	1:11.064	23.223	27.503	20.338	79.3	85.1
4	15:36:43.060	1:10.134	22.659	27.321	20.154	79.4	85.3	4	15:36:43.060	1:10.134	22.659	27.321	20.154	79.4	85.3
5	15:37:53.355	1:10.295	22.887	27.124	20.284	78.6	86.1	5	15:37:53.355	1:10.295	22.887	27.124	20.284	78.6	86.1
6	15:39:04.176	1:10.821	22.909	27.112	20.800	79.0	85.4	6	15:39:04.176	1:10.821	22.909	27.112	20.800	79.0	85.4
7	15:40:15.688	1:11.512	23.799	27.388	20.325	79.6	86.0	7	15:40:15.688	1:11.512	23.799	27.388	20.325	79.6	86.0
8	15:41:26.838	1:11.150	23.241	27.530	20.379	79.1	85.8	8	15:41:26.838						

SMRC Final fling

Scottish Fiesta ST Cup

Knockhill 1.267 miles

Race 6 - 2nd Race

08/10/2023 14:55

Race (10 Laps) started at 15:31:49

Lap	Time of Day	Lap Tm	S1	S2	S3	SFSpd	S2Spd	Lap	Time of Day	Lap Tm	S1	S2	S3	SFSpd	S2Spd
3	15:35:41.491	1:13.452	24.297	28.889	20.266	80.3	84.2								
4	15:36:53.896	1:12.405	24.166	27.969	20.270	79.9	84.7								
5	15:38:06.355	1:12.459	23.969	28.131	20.359	80.6	84.4								
6	15:39:18.238	1:11.883	23.614	27.946	20.323	80.0	84.7								
7	15:40:29.924	1:11.686	23.636	27.967	20.083	80.2	84.5								
8	15:41:41.848	1:11.924	23.812	27.969	20.143	79.7	84.6								
9	15:42:53.532	1:11.684	23.942	27.511	20.231	79.7	84.9								
10	15:44:05.580	1:12.048	23.663	28.295	20.090	79.5	84.8								

Clerk of the Course

Orbits

Sig : Time :

Chief Timekeeper : Ian Sharp (SMART Timing)

Results available at www.smart-timing.co.uk and www.speedhive.com

Printed: 08/10/2023 15:47:53



motor
sport
UK



SMRC Final fling

Lapchart

Scottish Fiesta ST Cup

Knockhill 1.267 miles

Race 6 - 2nd Race

08/10/2023 14:55

Race (10 Laps) started at 15:31:49

Competitors	Laps									
	1	2	3	4	5	6	7	8	9	10
Broddy ORR (31)	1	31	31	31	31	31	31	31	31	31
Arran WARD (68)	2	68	68	68	68	68	62	62	62	62
Lorn MURRAY (5)	3	5	5	5	5	62	68	68	68	68
John SHERIDAN (88)	4	88	88	88	88	5	88	88	88	88
Andrew MACKIE (35)	5	35	35	35	62	88	5	5	5	5
Kieren PREEDY (21)	6	21	21	21	35	35	35	35	35	35
Steven GRAY (24)	7	24	62	62	21	21	21	21	21	147
Peter CRUICKSHANK (61)	8	61	24	24	24	24	147	147	147	21
Liam MCGILL (62)	9	62	61	147	147	147	24	24	24	24
Stuart MURRAY (7)	10	7	7	61	61	61	61	61	61	61
Sophie KINGHORN (83)	11	83	147	7	7	83	83	7	7	7
Gerry HENDRY (147)	12	147	83	83	83	7	7	83	83	83
Lucy HALES-MAVER (23)	13	23	23	23	23	23	23	23	23	23

Clerk of the Course

Orbits

Sig : Time :
Chief Timekeeper : Ian Sharp (SMART Timing)
Results available at www.smart-timing.co.uk and www.speedhive.com

Printed: 08/10/2023 15:48:14

motor
sport
UK**RACE
WITH
RESPECT**



Bulletin No. _____

SMRC Final fling**Sorted on Laps****Scottish Classic Sports and Saloon Championship****Knockhill 1.267 miles****Race 7 - 2nd Race****08/10/2023 15:35****Race (10 Laps) started at 16:11:28**

Pos	No.	Name	Make/Model	CC	Class	Laps	Total Tm	Diff	Best Tm	In Lap	2nd Best
1	78	Andrew GRAHAM	Trimuph TR8	3500	CE	10	10:58.944		1:04.855	8	1:05.267
2	51	Barry EASTAUGH	MBG GT	3500	CE	10	11:37.633	38.689	1:08.150	9	1:08.384
3	311	Stephen SADLER	Peugeot 205 GTi	1600	CC	10	11:43.183	44.239	1:08.072	9	1:08.890
4	62	Andrew KINMOND	TVR Vixen	2500	Gue	10	11:47.162	48.218	1:08.551	10	1:09.186
5	13	Alastair BAPTIE	Fiat X1/9	1300	CA	10	11:51.457	52.513	1:09.601	6	1:09.631
6	55	Colin CALDER	Ginetta G4	1600	CG	10	11:57.654	58.710	1:08.433	9	1:09.668
7	63	John KINMOND	Mini Cooper	998	CA	10	12:00.419	1:01.475	1:10.176	10	1:10.550
8	64	Adam KINMOND	Rover Vitesse	3500	CE	10	12:00.699	1:01.755	1:06.151	9	1:07.056
9	21	Jimmy CROW	Scimitar Coupe GT	3000	CD	10	12:01.817	1:02.873	1:10.341	6	1:10.609
10	71	Paul BOWERS	Fiat 128	1300	CA	9	11:19.087	1 Lap	1:12.464	2	1:12.763
11	65	Paul GREEN	Ford Fiesta XR2	1600	XR	9	11:20.446	1 Lap	1:13.051	9	1:13.105
12	40	Ian MORTON	Austin A40 Farina	1360	CA	9	11:33.526	1 Lap	1:15.045	3	1:15.879
13	67	Richard COOPER	Ginetta G15	1600	CA	9	12:12.105	1 Lap	1:19.494	6	1:19.592

Not classified

DNS	4	Charlie COPE	VW Golf Gti	1800	CB			DNS		0	
DNS	15	Ewan ANDERSON	BMW 2002Ti	1600	CB			DNS		0	
DNS	27	Mario FERRARI	Alfa Sprint Trofeo	1498	CA			DNS		0	
DNS	11	Iain MITCHELL	Vauxhall Nova	1300	CA			DNS		0	
DNS	69	Niki DICKSON	Lotus Cortina Mk1	1600	CB			DNS		0	
DNS	5	Michael LONGSTAFFE	MG Midget	1380	CA			DNS		0	
DNS	91	Craig HOUSTON	Lotus Excel	2174	CB			DNS		0	

Margin of Victory	Avg. Speed	Best Lap Tm	Best Speed	Best Lap by
38.689	69.214	1:04.855	70.324	78 - Andrew GRAHAM

Clerk of the Course**Orbits**

Sig : Time :
 Chief Timekeeper : Ian Sharp (SMART Timing)
 Results available at www.smart-timing.co.uk and www.speedhive.com



Printed: 08/10/2023 16:25:14



Bulletin No. _____

SMRC Final fling

Scottish Classic Sports and Saloon Championship

Knockhill 1.267 miles

Race 7 - 2nd Race

08/10/2023 15:35

Race (10 Laps) started at 16:11:28

Lap	Time of Day	Lap Tm	S1	S2	S3	SFSpd	S2Spd
(78) Andrew GRAHAM							
1	16:12:37.187			25.601	18.652	102.0	106.4
2	16:13:43.140	1:05.953	21.497			101.2	
3	16:14:48.591	1:05.451	21.208	1:31.204	18.703	100.9	107.0
4	16:15:54.008	1:05.417	21.337	25.473	18.607	101.4	107.4
5	16:16:59.932	1:05.924	21.331			101.2	
6	16:18:06.225	1:06.293	21.849			102.3	
7	16:19:12.019	1:05.794	21.449			102.3	
8	16:20:16.874	1:04.855	21.214			101.7	
9	16:21:22.141	1:05.267	21.298			100.9	
10	16:22:27.565	1:05.424	21.316	5:53.719	18.507	101.8	110.0

(51) Barry EASTAUGH							
1	16:12:42.451			27.687	19.623	94.9	94.3
2	16:13:51.363	1:08.912	22.740	27.093	19.079	92.6	97.3
3	16:15:00.250	1:08.887	22.389	27.161	19.337	93.2	98.5
4	16:16:08.810	1:08.560	22.398	27.054	19.108	93.3	98.3
5	16:17:23.588	1:14.778	22.571	26.845	25.362	91.9	98.8
6	16:18:32.029	1:08.441	22.662	26.905	18.874	93.5	95.9
7	16:19:40.807	1:08.778	22.475	27.065	19.238	91.2	95.3
8	16:20:49.720	1:08.913	23.067	27.114	18.732	93.1	96.4
9	16:21:57.870	1:08.150	22.783	26.858	18.509	93.3	97.7
10	16:23:06.254	1:08.384	22.290	27.015	19.079	94.1	99.0

(311) Stephen SADLER							
1	16:12:46.284			28.205	20.914	86.6	92.2
2	16:13:57.366	1:11.082	22.951	27.697	20.434	87.3	92.2
3	16:15:07.604	1:10.238	22.978	27.132	20.128	87.4	92.1
4	16:16:16.653	1:09.049	22.494	26.756	19.799	87.6	92.3
5	16:17:26.366	1:09.713	22.473	26.930	20.310	86.7	91.3
6	16:18:36.232	1:09.866	22.904	26.770	20.192	88.3	92.7
7	16:19:45.649	1:09.417	22.769	26.819	19.829	87.2	92.3
8	16:20:54.842	1:09.193	22.185	27.374	19.634	88.9	93.2
9	16:22:02.914	1:08.072	22.201	26.311	19.560	87.2	91.8
10	16:23:11.804	1:08.890	22.138	26.816	19.936	87.5	91.9

(62) Andrew KINMOND							
1	16:12:47.334			28.257	20.802	93.1	90.4
2	16:13:58.623	1:11.289	23.703	27.498	20.088	92.2	93.9
3	16:15:08.177	1:09.554	22.865	27.052	19.637	92.7	96.3
4	16:16:17.743	1:09.566	22.970	26.816	19.780	92.2	94.7
5	16:17:28.755	1:11.012	23.229	27.336	20.447	91.2	93.2
6	16:18:37.941	1:09.186	23.068	26.801	19.317	93.1	97.7
7	16:19:47.446	1:09.505	23.140	26.879	19.486	92.9	96.6
8	16:20:58.006	1:10.560	22.691	27.262	20.607	92.9	84.9
9	16:22:07.232	1:09.226	22.902	26.839	19.485	93.9	97.0
10	16:23:15.783	1:08.551	22.062	26.554	19.935	91.9	96.3

(13) Alastair BAPTIE							
1	16:12:42.326			27.974	20.294	81.8	85.4
2	16:13:53.473	1:11.147	22.978			80.7	
3	16:15:05.766	1:12.293	24.880	1:40.323	20.139	81.4	84.5
4	16:16:15.519	1:09.753	22.881	26.900	19.972	80.8	85.1
5	16:17:25.150	1:09.631	22.673	26.931	20.027	82.5	86.0
6	16:18:34.751	1:09.601	22.729			81.0	
7	16:19:45.202	1:10.451	22.932	1:36.549	20.774	81.5	82.1
8	16:20:56.861	1:11.659	23.463	27.807	20.389	80.8	86.6
9	16:22:06.751	1:09.890	22.897	26.963	20.030	82.1	85.4
10	16:23:20.078	1:13.327	23.318	27.884	22.125	72.1	82.3

(55) Colin CALDER							
1	16:12:46.616			28.386	21.680	94.4	93.2
2	16:13:59.880	1:13.264	24.967	27.764	20.533	94.4	93.1
3	16:15:13.850	1:13.970	24.295	28.893	20.782	92.4	84.9
4	16:16:26.532	1:12.682	24.446	28.146	20.090	95.9	94.8
5	16:17:38.313	1:11.781	23.905	27.655	20.221	93.6	93.5
6	16:18:48.025	1:09.712	23.318	26.651	19.743	96.8	96.3
7	16:19:57.693	1:09.668	23.091	26.822	19.755	95.7	94.3
8	16:21:07.822	1:10.129	23.394	27.041	19.694	96.3	89.7
9	16:22:16.255	1:08.433	22.545	26.499	19.389	97.1	96.4
10	16:23:26.275	1:10.020	22.074	27.430	20.516	92.1	98.4

(63) John KINMOND							
--------------------------	--	--	--	--	--	--	--

Lap	Time of Day	Lap Tm	S1	S2	S3	SFSpd	S2Spd
1	16:12:47.902			28.606	21.543	76.6	83.1
2	16:14:01.369	1:13.467	24.082	28.265	21.120	76.2	83.3
3	16:15:13.178	1:11.809	23.306	27.784	20.719	77.0	82.2
4	16:16:25.228	1:12.050	23.345	27.761	20.944	77.6	82.3
5	16:17:35.929	1:10.701	22.728	27.325	20.648	75.9	83.9
6	16:18:46.918	1:10.989	23.103	27.290	20.596	76.6	83.3
7	16:19:57.713	1:10.795	22.893	27.485	20.417	76.3	83.1
8	16:21:08.314	1:10.601	23.052	26.749	20.800	76.6	82.3
9	16:22:18.864	1:10.550	23.002	26.804	20.744	76.8	84.3
10	16:23:29.040	1:10.176	22.763	26.941	20.472	76.2	82.8

(64) Adam KINMOND							
1	16:12:43.968					92.6	
2	16:13:54.372	1:10.404	22.009	1:37.758	20.544	89.4	89.7
3	16:15:03.805	1:09.433	23.495	26.415	19.523	91.1	96.3
4	16:16:10.861	1:07.056	21.503	25.936	19.617	90.3	98.0
5	16:17:26.902	1:16.041	21.569			93.3	
6	16:18:36.098	1:09.196	22.771	1:43.812	19.856	92.3	96.6
7	16:19:44.813	1:08.715	22.318			93.5	
8	16:20:54.377	1:09.564	21.970	1:36.308	19.653	92.3	93.6
9	16:22:00.528	1:06.151	21.467			94.4	
10	16:23:29.320	1:28.792	21.420	1:54.597	18.879	95.1	99.0

(21) Jimmy CROW							
1	16:12:48.643			28.964	20.566	89.2	90.0
2	16:14:01.254	1:12.611	24.122	27.963	20.526	87.5	91.7
3	16:15:13.518	1:12.264	23.911	28.241	20.112	89.8	93.5
4	16:16:24.217	1:10.699	22.475	27.975	20.249	86.6	91.6
5	16:17:34.967	1:10.750	22.851	27.622	20.277	90.3	91.6
6	16:18:45.308	1:10.341	23.151	27.457	19.733	89.6	93.9
7	16:19:56.182	1:10.874	23.165	27.723	19.986	89.2	92.2
8	16:21:08.843	1:12.661	23.202	28.429	21.030	90.9	84.1
9	16:22:19.452	1:10.609	23.448	27.198	19.963	89.8	93.1
10	16:23:30.438	1:10.986	23.564	27.502	19.920	89.8	91.2

(71) Paul BOWERS							
1	16:12:56.032			28.329	21.374	79.0	84.1
2	16:14:08.496	1:12.464	23.574	28.203	20.687	81.7	85.7
3	16:15:23.777	1:15.281	25.496	28.785	21.000	81.0	85.6
4	16:16:38.776	1:14.999	24.477	28.809	21.713	77.7	85.5
5	16:17:51.539	1:12.763	23.975	28.495	20.293	80.0	84.8
6	16:19:04.434	1:12.895	23.387	28.959	20.549	80.3	84.7
7	16:20:19.582	1:15.148	23.772	30.115	21.261	80.6	77.8
8	16:21:34.390	1:14.808	24.479	29.800	20.529	79.8	80.4
9	16:22:47.708	1:13.318	23.755	28.965	20.598	80.0	85.5

(65) Paul GREEN							
1	16:12:52.813			30.678	22.183	71.6	77.2
2	16:14:08.248	1:15.435	24.306	28.927	22.202	72.7	79.0
3	16:15:23.777	1:17.118	25.950	29.272	21.896	72.4	78.6
4	16:16:39.204	1:13.838	24.147	28.212	21.479	73.8	78.9
5	16:17:53.372	1:14.168	24.545	28.375	21.248	72.9	77.8
6	16:19:06.928	1:13.556	23.963	28.026	21.567	72.9	78.9
7	16:20:22.911	1					



Bulletin No. _____

SMRC Final fling

Scottish Classic Sports and Saloon Championship

Knockhill 1.267 miles

Race 7 - 2nd Race

08/10/2023 15:35

Race (10 Laps) started at 16:11:28

Lap	Time of Day	Lap Tm	S1	S2	S3	SFSpd	S2Spd	Lap	Time of Day	Lap Tm	S1	S2	S3	SFSpd	S2Spd
6	16:19:36.797	1:19.494	26.409	30.376	22.709	67.3	74.2								
7	16:20:59.467	1:22.670	27.439	31.997	23.234	68.1	70.5								
8	16:22:20.344	1:20.877	26.586	30.254	24.037	68.3	73.8								
9	16:23:40.726	1:20.382	26.390	31.179	22.813	68.6	73.1								

Clerk of the Course

Orbits

Sig : Time :

Chief Timekeeper : Ian Sharp (SMART Timing)

Results available at www.smart-timing.co.uk and www.speedhive.com

Printed: 08/10/2023 16:25:31



motor sport UK





Bulletin No. _____

SMRC Final fling

Lapchart

Scottish Classic Sports and Saloon Championship

Knockhill 1.267 miles

Race 7 - 2nd Race

08/10/2023 15:35

Race (10 Laps) started at 16:11:28



Competitors	Laps									
	1	2	3	4	5	6	7	8	9	10
Andrew GRAHAM (78)	1	78	78	78	78	78	78	78	78	78
Alastair BAPTIE (13)	2	13	51	51	51	51	51	51	51	51
Barry EASTAUGH (51)	3	51	13	64	64	13	13	64	64	311
Adam KINMOND (64)	4	64	64	13	13	311	64	13	311	311
Stephen SADLER (311)	5	311	311	311	311	64	311	311	13	13
Colin CALDER (55)	6	55	62	62	62	62	62	62	62	55
Andrew KINMOND (62)	7	62	55	63	21	21	21	21	55	55
John KINMOND (63)	8	63	21	21	63	63	63	55	63	63
Jimmy CROW (21)	9	21	63	55	55	55	55	63	21	21
Ian MORTON (40)	10	40	40	40	71	71	71	71	71	71
Paul GREEN (65)	11	65	65	71	40	65	65	65	65	65
Paul BOWERS (71)	12	71	71	65	65	40	40	40	40	40
Richard COOPER (67)	13	67	67	67	67	67	67	67	67	67
-	14									
-	15									
-	16									
-	17									
-	18									
-	19									
-	20									

Clerk of the Course

Orbits

Sig : Time :
 Chief Timekeeper : Ian Sharp (SMART Timing)
 Results available at www.smart-timing.co.uk and www.speedhive.com
 Printed: 08/10/2023 16:25:54



motor sport UK

RACE WITH RESPECT



Bulletin No. _____

SMRC Final fling**Sorted on Laps**

Scottish C1 Cup

Knockhill 1.267 miles

Race 8 - 2nd Race

08/10/2023 16:00

Race (9 Laps) started at 16:31:27

Pos	No.	Name	Make/Model	CC	Class	Laps	Total Tm	Diff	Best Tm	In Lap	2nd Best
1	684	Ralph STURROCK	Citroen C1	1000	C1N	9	11:20.773		1:13.967	4	1:14.422
2	1	Sam CORSON	Citroen C1	1000	C1	9	11:22.191	1.418	1:14.899	7	1:15.130
3	51	Murray SCOTT	Citroen C1	1000	C1N	9	11:22.556	1.783	1:13.909	9	1:14.410
4	529	James HITCHEN	Citroen C1	1000	C1N	9	11:25.001	4.228	1:14.506	6	1:14.570
5	89	Ross DUNN	Citroen C1	1000	C1	9	11:25.766	4.993	1:14.611	8	1:14.815
6	99	Dan MARTIN	Citroen C1	1000	C1	9	11:26.070	5.297	1:14.922	4	1:15.539
7	110	Calum CONWAY	Citroen C1	1000	C1	9	11:26.640	5.867	1:14.508	4	1:14.930
8	24	Ayden WILSON	Citroen C1	1000	C1N	9	11:27.078	6.305	1:14.315	6	1:15.081
9	6	Kenneth DOCK	Citroen C1	1000	C1	9	11:34.676	13.903	1:15.378	6	1:15.739
10	77	James McCRACKEN	Citroen C1	1000	C1	9	11:51.517	30.744	1:17.311	6	1:17.470
11	61	Ian COCHRANE	Citroen C1	1000	C1	9	11:55.054	34.281	1:17.858	5	1:18.160
12	460	John PROCTOR	Citroen C1	1000	C1	8	11:25.298	1 Lap	1:22.733	3	1:23.007
Not classified											
DNF	117	Marc NISBET	Citroen C1	1000	C1N	8	10:21.613	DNF	1:14.660	5	1:15.457
DNS	470	Katrina GRAY	Citroen C1	1000	C1			DNS		0	

Margin of Victory**Avg. Speed****Best Lap Tm****Best Speed****Best Lap by**

1.418

60.296

1:13.909

61.709

51 - Murray SCOTT

Clerk of the Course**Orbits**

Sig : Time :

Chief Timekeeper : Ian Sharp (SMART Timing)

Results available at www.smart-timing.co.uk and www.speedhive.com

Printed: 08/10/2023 16:44:48



**SMRC Final fling****Scottish C1 Cup****Knockhill 1.267 miles****Race 8 - 2nd Race****08/10/2023 16:00****Race (9 Laps) started at 16:31:27**

Lap	Time of Day	Lap Tm	S1	S2	S3	SFSpd	S2Spd	Lap	Time of Day	Lap Tm	S1	S2	S3	SFSpd	S2Spd
(684) Ralph STURROCK															
1	16:32:49.196			28.884	22.782	65.3	70.7	7	16:40:23.048	1:16.291	23.846	29.624	22.821	64.1	70.0
2	16:34:05.324	1:16.128	24.726	28.653	22.749	65.6	68.1	8	16:41:38.015	1:14.967	23.890	28.260	22.817	64.7	70.6
3	16:35:20.825	1:15.501	23.793	28.827	22.881	64.7	72.0	9	16:42:53.830	1:15.815	24.470	28.475	22.870	64.5	70.2
4	16:36:34.792	1:13.967	23.712	27.833	22.422	65.5	71.8	(24) Ayden WILSON							
5	16:37:49.214	1:14.422	23.440	28.430	22.552	65.1	70.3	1	16:32:48.948			29.079	23.236	64.2	69.8
6	16:39:03.835	1:14.621	23.713	28.004	22.904	65.0	71.2	2	16:34:06.275	1:17.327	25.377	29.493	22.457	65.0	70.8
7	16:40:18.452	1:14.617	23.617	28.600	22.400	65.3	71.0	3	16:35:22.258	1:15.983	23.787	28.985	23.211	65.1	68.4
8	16:41:33.299	1:14.847	23.755	28.506	22.586	65.5	70.0	4	16:36:37.676	1:15.418	24.117	28.594	22.707	64.7	71.8
9	16:42:47.963	1:14.664	24.131	27.998	22.535	65.1	70.6	5	16:37:52.757	1:15.081	24.036	28.466	22.579	65.0	71.4
(1) Sam CORSON															
1	16:32:46.557			28.833	22.929	64.7	69.6	6	16:39:07.072	1:14.315	23.747	27.896	22.672	65.9	72.2
2	16:34:02.139	1:15.582	24.093	28.833	22.656	64.7	69.2	7	16:40:23.494	1:16.422	23.973	29.510	22.939	65.2	70.1
3	16:35:17.601	1:15.462	24.091	28.667	22.704	64.5	70.3	8	16:41:39.019	1:15.525	24.509	28.450	22.566	64.9	71.4
4	16:36:32.840	1:15.239	24.236	28.254	22.749	64.5	70.5	9	16:42:54.268	1:15.249	24.096	28.420	22.733	65.2	72.0
5	16:37:47.970	1:15.130	24.178	28.357	22.595	65.2	70.6	(6) Kenneth DOCK							
6	16:39:03.126	1:15.156	23.933	28.240	22.983	64.1	71.5	1	16:32:51.500			29.570	22.659	64.5	69.4
7	16:40:18.025	1:14.899	24.071	28.265	22.563	64.7	70.5	2	16:34:07.719	1:16.219	24.291	29.234	22.694	64.5	70.3
8	16:41:33.915	1:15.890	24.643	28.693	22.554	65.1	71.2	3	16:35:24.886	1:17.167	24.511	29.714	22.942	64.7	68.9
9	16:42:49.381	1:15.466	24.423	28.373	22.670	64.3	71.2	4	16:36:40.625	1:15.739	24.310	28.773	22.656	64.9	70.5
(51) Murray SCOTT															
1	16:32:49.132			28.437	23.225	63.9	70.6	5	16:37:56.694	1:16.069	24.331	28.976	22.762	65.2	70.6
2	16:34:05.044	1:15.912	25.123	28.584	22.205	65.3	72.4	6	16:39:12.072	1:15.378	24.241	28.661	22.476	65.1	70.7
3	16:35:19.866	1:14.822	23.773	28.437	22.612	65.5	70.7	7	16:40:29.321	1:17.249	24.606	30.089	22.554	65.0	70.3
4	16:36:34.276	1:14.410	23.901	28.037	22.472	65.5	72.5	8	16:41:45.637	1:16.316	24.358	29.323	22.635	65.0	70.0
5	16:37:50.049	1:15.773	23.695	29.017	23.061	64.1	69.1	9	16:43:01.866	1:16.229	24.284	29.270	22.675	65.1	69.3
6	16:39:04.547	1:14.498	23.922	28.244	22.332	65.5	71.4	(77) James McCracken							
7	16:40:21.354	1:16.807	23.745	30.558	22.504	65.9	72.0	1	16:32:54.296			30.848	23.398	63.7	68.2
8	16:41:35.837	1:14.483	24.050	28.215	22.218	65.3	71.5	2	16:34:12.653	1:18.357	25.264	29.776	23.317	63.5	68.9
9	16:42:49.746	1:13.909	23.737	27.809	22.363	65.0	72.2	3	16:35:30.531	1:17.878	25.101	29.587	23.190	62.8	69.0
(529) James HITCHEN															
1	16:32:49.696			28.866	23.821	62.7	70.2	4	16:36:48.506	1:17.975	24.868	29.892	23.215	63.7	68.0
2	16:34:05.561	1:15.865	24.428	28.641	22.796	65.0	70.2	5	16:38:06.047	1:17.541	25.016	29.539	22.986	63.7	68.5
3	16:35:22.093	1:16.532	24.094	29.374	23.064	64.4	69.2	6	16:39:23.358	1:17.311	24.885	29.514	22.912	64.0	69.0
4	16:36:36.663	1:14.570	23.684	28.210	22.676	64.7	69.6	7	16:40:40.828	1:17.470	24.808	29.544	23.118	63.7	68.4
5	16:37:51.912	1:15.249	23.735	28.685	22.829	64.7	69.5	8	16:41:58.665	1:17.837	24.765	30.029	23.043	63.7	68.4
6	16:39:06.418	1:14.506	23.779	28.152	22.575	65.3	72.2	9	16:43:18.707	1:20.042	25.321	31.484	23.237	63.9	67.2
7	16:40:21.718	1:15.300	24.009	28.769	22.522	65.2	71.8	(61) Ian COCHRANE							
8	16:41:37.182	1:15.464	24.192	28.638	22.634	64.5	71.8	1	16:32:53.512			30.512	23.371	61.2	67.9
9	16:42:52.191	1:15.009	24.276	28.144	22.589	64.1	70.6	2	16:34:12.000	1:18.488	25.421	29.709	23.358	61.2	67.9
(89) Ross DUNN															
1	16:32:48.102			29.094	22.801	64.5	70.6	3	16:35:31.040	1:19.040	25.364	29.807	23.869	61.5	68.3
2	16:34:03.837	1:15.735	24.267	28.602	22.866	65.0	70.6	4	16:36:49.240	1:18.200	25.362	29.631	23.207	62.0	68.5
3	16:35:19.641	1:15.804	24.196	28.725	22.883	65.3	70.6	5	16:38:07.098	1:17.858	25.254	29.609	22.995	61.9	68.6
4	16:36:35.014	1:15.373	23.934	28.220	23.219	65.3	69.9	6	16:39:25.258	1:18.160	25.325	29.716	23.119	62.5	68.6
5	16:37:50.603	1:15.589	23.987	28.398	23.204	64.7	71.8	7	16:40:43.791	1:18.533	25.254	30.192	23.087	62.5	68.1
6	16:39:06.122	1:15.519	24.204	28.551	22.764	64.7	71.2	8	16:42:02.369	1:18.578	25.246	30.012	23.320	62.0	67.5
7	16:40:23.530	1:17.408	24.247	30.150	23.011	64.2	71.8	9	16:43:22.244	1:19.875	25.502	30.972	23.401	62.0	66.3
8	16:41:38.141	1:14.611	24.008	27.862	22.741	65.3	71.5	(460) John PROCTOR							
9	16:42:52.956	1:14.815	23.978	28.239	22.598	64.8	71.3	1	16:32:57.748			32.557	24.599	62.4	66.5
(99) Dan MARTIN															
1	16:32:47.565			28.893	22.741	64.5	70.8	2	16:34:20.755	1:23.007	26.182	32.505	24.320	63.0	66.6
2	16:34:03.470	1:15.905	24.263	28.789	22.853	64.7	71.2	3	16:35:43.488	1:22.733	26.170	32.291	24.272	63.0	66.6
3	16:35:19.012	1:15.542	24.161	28.725	22.656	65.0	70.8	4	16:37:14.487	1:30.999	26.110	39.782	25.107	62.8	59.8
4	16:36:33.934	1:14.922	24.068	28.263	22.591	65.2	71.8	5	16:38:38.040	1:23.553	26.320	32.310	24.923	62.5	66.5
5	16:37:50.073	1:16.139	24.790	28.430	22.919	64.5	71.8	6	16:40:02.633	1:24.593	26.810	33.519	24.264	62.8	66.0
6	16:39:05.612	1:15.539	24.363	28.455	22.721	64.7	71.9	7	16:41:25.889	1:23.256	26.255	32.423	24.578	62.1	66.6
7	16:40:21.231	1:15.619	24.076	28.884	22.659	64.9	71.1	8	16:42:52.488	1:26.599	26.224	32.714	27.661	59.1	59.5
8	16:41:37.469	1:16.238	24.867	28.634	22.737	64.3	72.5	(117) Marc NISBET							
9	16:42:53.260	1:15.791	24.282	28.901	22.608	64.6	71.6	1	16:32:46.951			28.963	22.908	64.2	70.9
(110) Calum CONWAY															
1	16:32:48.704			29.180	22.903	64.4	71.5	2	16:34:02.517	1:15.566	24.119	28.909	22.538	65.2	70.7
2	16:34:04.245	1:15.541	23.978	28.566	22.997	64.8	69.5	3	16:35:18.024	1:15.507	23.970	28.892	22.645	64.7	71.0
3	16:35:21.281	1:17.036	24.006	29.490	23.540	63.6	68.4	4	16:36:33.570	1:15.546	24.233	28.547	22.766	64.3	71.2
4	16:36:35.789	1:14.508	23.742	28.226	22.540	64.9	69.7	5	16:37:48.230	1:14.660	24.011	28.197	22.452	65.2	72.0
5	16:37:50.719	1:14.930	23.681	28.378	22.871	65.2	70.3	6	16:39:03.687	1:15.457	23.989	28.131	23.337	64.2	71.8
6	16:39:06.757	1:16.038	24.346	28.674	23.018	64.8	70.2	7	16:40:32.902	1:29.215	24.631	41.788	22.796	64.8	70.8
								8	16:41:48.803	1:15.901	23.988	29.258	22.655	65.2	69.5

Clerk of the Course

Orbits

Sig : Time :

Chief Timekeeper : Ian Sharp (SMART Timing)

Results available at www.smart-timing.co.uk and www.speedhive.com

Printed: 08/10/2023 16:45:05

motor
sport
UKRACE
WITH
RESPECT



SMRC Final fling

Lapchart

Scottish C1 Cup

Knockhill 1.267 miles

Race 8 - 2nd Race

08/10/2023 16:00

Race (9 Laps) started at 16:31:27



Competitors	Laps								
	1	2	3	4	5	6	7	8	9
Sam CORSON (1)	1	1	1	1	1	1	1	684	684
Marc NISBET (117)	2	117	117	117	117	117	684	1	1
Dan MARTIN (99)	3	99	99	99	684	684	99	51	51
Ross DUNN (89)	4	89	89	89	51	51	51	529	529
Calum CONWAY (110)	5	110	110	51	684	99	99	529	99
Ayden WILSON (24)	6	24	51	684	89	89	89	110	110
Murray SCOTT (51)	7	51	684	110	110	110	529	24	89
Ralph STURROCK (684)	8	684	529	529	529	529	110	89	24
James HITCHEN (529)	9	529	24	24	24	24	24	6	6
Kenneth DOCK (6)	10	6	6	6	6	6	6	117	117
Ian COCHRANE (61)	11	61	61	77	77	77	77	77	61
James McCracken (77)	12	77	77	61	61	61	61	61	61
John PROCTOR (460)	13	460	460	460	460	460	460	460	460
-	14								

Clerk of the Course

Orbits

Sig : Time :
 Chief Timekeeper : Ian Sharp (SMART Timing)
 Results available at www.smart-timing.co.uk and www.speedhive.com
 Printed: 08/10/2023 16:45:24



motor sport UK

RACE WITH RESPECT



Bulletin No. _____

SMRC Final fling**Sorted on Laps**

Scottish Mini Cooper Cup

Knockhill 1.267 miles

Race 9 - 3rd Race

08/10/2023 16:25

Race (8 Laps) started at 16:55:21

Pos	No.	Name	Make/Model	CC	Class	Laps	Total Tm	Diff	Best Tm	In Lap	2nd Best
1	70	Oliver MORTIMER	Mini Cooper	1600	SM	5	5:38.752		1:06.336	2	1:06.780
2	22	Finn MACHE	Mini Cooper	1600	SM	5	5:44.067	5.315	1:07.317	2	1:07.588
3	65	Jack IRVINE	Mini Cooper	1600	SM	5	5:44.524	5.772	1:07.524	4	1:07.595
4	91	Robbie DALGLEISH	Mini Cooper	1600	SM	5	5:44.898	6.146	1:06.584	4	1:06.778
5	25	Chad LITTLE	Mini Cooper	1600	SM	5	5:45.965	7.213	1:06.942	4	1:07.036
6	23	Ian MUNRO	Mini Cooper	1600	SM	5	5:48.766	10.014	1:07.858	4	1:08.344
7	18	Daniel PATTERSON	Mini Cooper	1600	SM	5	5:55.025	16.273	1:08.316	4	1:08.332
8	19	Jack BARNET	Mini Cooper	1600	SMN	5	5:59.268	20.516	1:10.012	2	1:10.100
9	333	Ewan ROBERTSON	Mini Cooper	1600	SM	5	6:02.261	23.509	1:10.644	3	1:10.797
10	80	Ross FOSTER	Mini Cooper	1600	SMN	5	6:04.353	25.601	1:10.480	3	1:10.490
11	88	Barry HOLMES	Mini Cooper	1600	SM	5	6:06.879	28.127	1:10.618	3	1:10.792
12	46	Blair DRYBURGH	Mini Cooper	1600	Gue	5	6:07.442	28.690	1:10.590	3	1:10.602
Not classified											
DNS	27	Martin WIJETUNGA	Mini Cooper	1600	SMN			DNS		0	

Announcements

RED FLAG after Leader completed 6 Laps - Result declared at 5 Laps

Margin of Victory	Avg. Speed	Best Lap Tm	Best Speed	Best Lap by
5.315	67.318	1:06.336	68.754	70 - Oliver MORTIMER

Clerk of the Course**Orbits**

Sig : Time :
 Chief Timekeeper : Ian Sharp (SMART Timing)
 Results available at www.smart-timing.co.uk and www.speedhive.com



Printed: 08/10/2023 17:05:17

SMRC Final fling

Scottish Mini Cooper Cup

Race 9 - 3rd Race

Race (8 Laps) started at 16:55:21

Knockhill 1.267 miles

08/10/2023 16:25

Lap	Time of Day	Lap Tm	S1	S2	S3	SFSpd	S2Spd	Lap	Time of Day	Lap Tm	S1	S2	S3	SFSpd	S2Spd
(70) Oliver MORTIMER															
1	16:56:32.031			25.424	19.982	75.2	81.6	3	16:59:04.847	1:10.618	22.967	27.071	20.580	75.5	80.2
2	16:57:38.367	1:06.336	21.572			75.2		4	17:00:15.639	1:10.792	22.767	27.284	20.741	74.9	80.6
3	16:58:45.280	1:06.913	21.581			75.9		5	17:01:28.091	1:12.452	23.652	27.311	21.489	72.5	80.0
4	16:59:52.060	1:06.780	21.469			75.4		(46) Blair DRYBURGH							
5	17:00:59.964	1:07.904	21.746			73.8		1	16:56:41.189						73.7
(22) Finn MACHE															
1	16:56:33.841			26.119	19.906	75.9	81.4	2	16:57:53.775	1:12.586	23.766				75.3
2	16:57:41.158	1:07.317	21.811	25.696	19.810	76.3	82.4	3	16:59:04.365	1:10.590	22.573				74.9
3	16:58:48.815	1:07.657	22.114	25.380	20.163	75.7	81.0	4	17:00:14.967	1:10.602	22.550				75.7
4	16:59:56.403	1:07.588	21.682	25.756	20.150	75.2	80.3	5	17:01:28.654	1:13.687	23.512				72.3
5	17:01:05.279	1:08.876	22.246	26.330	20.300	74.0	80.6								
(65) Jack IRVINE															
1	16:56:33.560			25.980	20.029	76.1	81.4								
2	16:57:41.155	1:07.595	21.751	25.767	20.077	75.1	81.3								
3	16:58:49.579	1:08.424	22.255	26.066	20.103	75.8	81.4								
4	16:59:57.103	1:07.524	21.566	25.730	20.228	76.1	81.8								
5	17:01:05.736	1:08.633	22.096	26.121	20.416	75.0	82.2								
(91) Robbie DALGLEISH															
1	16:56:35.777			26.107	21.006	75.9	81.7								
2	16:57:43.978	1:08.201	22.256	25.860	20.085	75.6	81.9								
3	16:58:50.756	1:06.778	21.478	25.287	20.013	76.0	81.1								
4	16:59:57.340	1:06.584	21.430	25.109	20.045	76.4	82.3								
5	17:01:06.110	1:08.770	22.143	26.252	20.375	74.9	81.7								
(25) Chad LITTLE															
1	16:56:35.979			26.029	20.944	75.7	81.9								
2	16:57:45.027	1:09.048	22.337	26.525	20.186	75.6	81.9								
3	16:58:52.063	1:07.036	21.600	25.289	20.147	75.6	82.1								
4	16:59:59.005	1:06.942	21.359	25.446	20.137	75.7	82.2								
5	17:01:07.177	1:08.172	21.872	25.885	20.415	74.9	82.1								
(23) Ian MUNRO															
1	16:56:35.510			26.378	20.867	74.6	81.7								
2	16:57:45.377	1:09.867	22.631	26.541	20.695	76.5	82.3								
3	16:58:53.721	1:08.344	22.117	25.831	20.396	75.7	81.6								
4	17:00:01.579	1:07.858	21.801	25.909	20.148	75.9	81.8								
5	17:01:09.978	1:08.399	21.940	25.908	20.551	74.8	81.7								
(18) Daniel PATTERSON															
1	16:56:41.342			27.925	20.998	76.1	80.0								
2	16:57:51.123	1:09.781	23.335	25.993	20.453	76.0	81.0								
3	16:58:59.589	1:08.466	21.880	26.261	20.325	76.1	81.1								
4	17:00:07.905	1:08.316	22.386	25.620	20.310	75.3	81.4								
5	17:01:16.237	1:08.332	22.232	25.689	20.411	75.0	82.1								
(19) Jack BARNET															
1	16:56:38.880			27.934	20.682	74.6	81.4								
2	16:57:48.892	1:10.012	22.817			75.2									
3	16:58:58.992	1:10.100	22.817			75.0									
4	17:00:09.395	1:10.403	23.176	2:47.101	20.597	75.0	81.5								
5	17:01:20.480	1:11.085	23.122			73.1									
(333) Ewan ROBERTSON															
1	16:56:39.006			27.263	21.710	75.2	80.2								
2	16:57:49.978	1:10.972	23.136	27.173	20.663	75.2	81.3								
3	16:59:00.622	1:10.644	22.755	26.896	20.993	74.7	80.8								
4	17:00:11.419	1:10.797	22.860	26.882	21.055	74.9	80.2								
5	17:01:23.473	1:12.054	23.566	27.363	21.125	73.5	80.4								
(80) Ross FOSTER															
1	16:56:40.698			29.139	20.553	74.0	79.3								
2	16:57:52.953	1:12.255	22.935	27.978	21.342	74.9	79.2								
3	16:59:03.433	1:10.480	22.548	26.898	21.034	75.1	80.0								
4	17:00:13.923	1:10.490	22.557	27.009	20.924	74.2	80.2								
5	17:01:25.565	1:11.642	22.830	27.435	21.377	73.3	80.1								
(88) Barry HOLMES															
1	16:56:41.934			30.116	21.079	74.7	79.6								
2	16:57:54.229	1:12.295	23.438	27.984	20.873	75.5	79.8								

Clerk of the Course

Orbits

Sig : Time :
 Chief Timekeeper : Ian Sharp (SMART Timing)
 Results available at www.smart-timing.co.uk and www.speedhive.com



SMRC Final fling
Lapchart
Scottish Mini Cooper Cup
Knockhill 1.267 miles
Race 9 - 3rd Race
08/10/2023 16:25
Race (8 Laps) started at 16:55:21


Competitors	Laps					
	1	2	3	4	5	
Oliver MORTIMER (70)	1	70	70	70	70	70
Jack IRVINE (65)	2	65	65	22	22	22
Finn MACHE (22)	3	22	22	65	65	65
Ian MUNRO (23)	4	23	91	91	91	91
Robbie DALGLEISH (91)	5	91	25	25	25	25
Chad LITTLE (25)	6	25	23	23	23	23
Jack BARNET (19)	7	19	19	19	18	18
Ewan ROBERTSON (333)	8	333	333	18	19	19
Ross FOSTER (80)	9	80	18	333	333	333
Blair DRYBURGH (46)	10	46	80	80	80	80
Daniel PATTERSON (18)	11	18	46	46	46	88
Barry HOLMES (88)	12	88	88	88	88	46
-	13					

Clerk of the Course
Orbits

Sig : _____ **Time :** _____
Chief Timekeeper : Ian Sharp (SMART Timing)
Results available at www.smart-timing.co.uk and www.speedhive.com

Printed: 08/10/2023 17:05:59

**motor
sport
UK**
